

## DePauw Quick Facts

### University Information

Location.....	Greencastle, Indiana 46135
Enrollment.....	2,300
Founded.....	1837
Nickname.....	Tigers
Colors.....	Old Gold and Black
Arena.....	Raymond "Gaumey" Neal Fieldhouse (2,800)
Affiliation.....	NCAA Division III
Conference.....	Southern Collegiate Athletic Conference
President.....	Dr. Brian W. Casey
Director of Athletics.....	Page Cotton
Athletic Department Phone.....	(765) 658-4934

### Sports Information

Director of Sports Information.....	Bill Wagner
SID Office Phone.....	(765) 658-4630
Mobile Phone.....	(765) 720-0213
SID FAX.....	(765) 658-4708
SID e-mail.....	bwagner@depauw.edu
Web Site.....	http://www.depauw.edu/ath
Press Box Phone.....	(765) 658-4510/4509/4624
SID Mailing Address.....	702 South College Ave.; Greencastle, IN 46135-0037

### Coaching Staff

Head Coach.....	Bill Fenlon
Alma Mater, Yr.....	Northwestern, 1979
Record at DePauw (yrs).....	269-148 (16 years)
Career Record (yrs).....	376-217 (23 years)
Office Phone.....	(765) 658-4940
E-mail.....	bfenlon@depauw.edu
Assistant Coaches (Alma Mater/Year)	
Carson Harris (Manchester '01)	
Brendan Falls (Lawrence '05)	
Jim Spencer (Indiana '85)	
Men's Basketball Athletic Trainer.....	Rex Call

### Team Information

2007-08 Overall Record.....	19-7
2007-08 SCAC Record (finish).....	10-4 (tie-2nd division; tie-5th SCAC tourn.)
Letterwinners Returning/Lost.....	11/5
Starters Returning/Lost.....	2/3

### 2008-09 Schedule

Nov. 21	lvs. Franklin.....	6 p.m.
Nov. 22	lvs. Wabash or Wilmington.....	1 or 3 p.m.
Nov. 29	<b>@EARLHAM.....</b>	<b>6 p.m.</b>
Nov. 30	<b>@DEFIANCE or OHIO NORTHERN.....</b>	<b>2 or 4 p.m.</b>
Dec. 2	<b>WABASH.....</b>	<b>7:30 p.m.</b>
Dec. 5	*at Oglethorpe.....	6 p.m.
Dec. 7	*at Sewanee.....	Noon CST
Dec. 10	<b>PURDUE-NORTH CENTRAL.....</b>	<b>7:30 p.m.</b>
Dec. 20	at Indiana State.....	2 p.m.
Dec. 29	#vs. Drew.....	5 p.m.
Dec. 30	#vs. Lynchburg or Huntingdon.....	1 or 3 p.m.
Jan. 4	<b>*CENTRE.....</b>	<b>1 p.m.</b>
Jan. 9	<b>BIRMINGHAM-SOUTHERN.....</b>	<b>6 p.m.</b>
Jan. 11	<b>*RHODES.....</b>	<b>1 p.m.</b>
Jan. 16	<b>*AUSTIN.....</b>	<b>6 p.m.</b>
Jan. 18	<b>*COLORADO COLLEGE.....</b>	<b>1 p.m.</b>
Jan. 23	*at Millsaps.....	6 p.m. CST
Jan. 25	*at Hendrix.....	Noon CST
Jan. 30	<b>*TRINITY.....</b>	<b>6 p.m.</b>
Feb. 1	<b>*SOUTHWESTERN.....</b>	<b>Noon</b>
Feb. 6	at Birmingham--Southern.....	6 p.m. CST
Feb. 8	*at Rhodes.....	Noon CST
Feb. 14	*at Centre.....	1 p.m.
Feb. 20	<b>*OGLETHORPE.....</b>	<b>6 p.m.</b>
Feb. 22	<b>*SEWANEE.....</b>	<b>Noon</b>
Feb. 27-	Southern Collegiate Athletic Conference Championship;	
March 1	Conway, Ark.	

\*Southern Collegiate Athletic Conference game  
(Birmingham-Southern is an SCAC member, but their games do not count in the standings as they are a Division III provisional member)

Little Giant Tipoff Tournament  
@Mike Rokicki Community Versus Cancer Challenge  
#Tampa Bay Shootout

## Table of Contents

University Profile.....	Inside Front Cover
-------------------------	--------------------

### 2008-09 TIGERS

Season Preview.....	2
Roster and Team Photo.....	3
Returning Player Profiles.....	4-8
Newcomer Profiles.....	9

### COACHING STAFF

Head Coach Bill Fenlon.....	10
Assistant Coaches.....	11

### ATHLETIC DEPARTMENT

Athletic Department Directory.....	12
------------------------------------	----

### 2007-08 REVIEW

2007-08 Statistics and Scores.....	13
------------------------------------	----

### DEPAUW MEN'S BASKETBALL HISTORY

Individual and Team Records.....	14
Career Leaders.....	15
Single-Season Leaders.....	16
Annual Individual Leaders.....	17-18
DePauw in Postseason Play.....	18
Year-by-Year Records, All-Time Coaching Records.....	19
All-Time Scores.....	20-25
DePauw vs. Opponents.....	26
All-Time Lettermen.....	27
Lilly Physical Education and Recreation Center.....	28
Postseason Honors.....	29

### SOUTHERN COLLEGIATE ATHLETIC CONFERENCE

Conference Profile, 2007-08 Standings, All-SCAC team.....	30
2007-08 SCAC Team Statistics.....	31
2007-08 SCAC Individual Statistics.....	32

### MEDIA

Media Information, Outlets.....	Inside Back Cover
---------------------------------	-------------------

**About the Cover:** Featured on the front cover is DePauw senior Mike Moore, a D3hoops.com preseason all-America choice, who enters the season ranked third in DePauw and Southern Collegiate Athletic Conference history with 459 career assists.

**About the Guide:** The 2008-09 DePauw Men's Basketball Media Guide was edited and designed by Bill Wagner. Editorial assistance by DePauw senior Kelsea Matheny. Photography throughout by Visual Sports or Matt Bowen unless otherwise credited. The guide was printed by PressTime Graphics in Terre Haute.

# Tigers Enter Season as SCAC Favorites in Tight Preseason Poll

Coming off a 19-7 season which included a late season eight-game win streak, DePauw returns 11 lettermen including two starters.

Leading the way is D3hoops.com preseason all-America guard Mike Moore who ranks third in DePauw and Southern Collegiate Athletic Conference history with 459 career assists and is just 21 points shy of 1,000 in his career.

Moore, a first team D3hoops.com all-region and all-SCAC selection last year, led the Tigers in scoring with 17.3 per contest and dished out 5.3 assists per outing.


Head coach Bill Fenlon, in his 17th season with the Tigers, expects to use Moore off the ball more this season.

“He can score better from the “two” and it makes him faster,” Fenlon said.

Junior Tony James enters the season healthy for the first time after battling injuries each of his first two seasons and looks to start at the point. James averaged just under 16 minutes per game last year and scored at a 4.8 clip.

Matt Bennett, who transferred from Division I Valparaiso and played in 29 games over the last two years, is expected to back up James and see time at the other guard spot. Sophomore Ross Simpson and freshman Tommy Weakley are expected to add depth with Weakley also playing the off-guard spot.

Tom Callen returns as a starter on the wing after averaging 5.0 points and 3.0 rebounds per



Junior Tom Callen started all 26 games last season and is the Tigers' leading returning rebounder.

game. According to Fenlon, Callen is bigger and faster this year, better with the ball and will likely also see time inside.

Other wing players include sophomores Steve Lemasters and Drew Wills as well as freshman Sean Haseley. Lemasters played in all 26 games last season and averaged 7.8 points while hitting just under 40 percent from three-point range.

The Tigers will be relatively inexperienced inside after the graduation of starters Stephen Schott and Brian Oilar. The combination averaged over 26 points and nearly 16 rebounds last season.

Sophomore Joe Bergfeld, who played 23 games in his rookie season, has looked good in the preseason and possesses a great deal of potential according to Fenlon. Junior David Gray played in every game last year and averaged 2.9 rebounds while playing just under 13 minutes per game. Gray is expected to be a key contributor this year. Sophomores Ryan Sever and Ryan Russell add depth as does junior Erik Hagen.

“We have to see if we can plug some of the holes from our graduation losses,” Fenlon said. “We’ve been a really strong rebounding team, but that is one of my concerns this season. We’re going to try to play faster which we really haven’t done since Mike (Moore) was a freshman.”


The Tigers open the season on November 21 against Franklin College at the Wabash Little Giant Tipoff Tournament. In addition to the rigorous SCAC schedule, the Tigers travel to Terre Haute on December 20 for a contest with Division I Indiana State.

## Southern Collegiate Athletic Conference Predicted Order of Finish

Eastern Division		2007-08 Records	
	Pts	Overall	SCAC
1. DePauw	88 (4)	19-7	10-4
2. Centre	87 (3)	26-3	14-0
3. Oglethorpe	59	16-10	10-4
4. Rhodes	53	11-15	5-9
5. Sewanee	20	7-18	1-13

Western Division		2007-08 Records	
	Pts	Overall	SCAC
1. Trinity	86 (2)	18-9	9-6
2. Hendrix	62	14-12	6-9
3. Millsaps	55	28-4	13-2
4. Austin	52	9-17	6-9
5. Southwestern	30	11-14	6-9
6. Colorado College	13	0-24	0-15

Note: First-place votes (in parentheses) are worth 10 points, second place worth nine points, on down to 10th-place votes being worth one point. Coaches voted for order of finish 1-10, but did not rank their own team. Results are displayed by division breakdown. Birmingham-Southern is not eligible for the SCAC championship.



Senior Mike Moore has led DePauw and the Southern Collegiate Athletic Conference in assists all three years and is a preseason fourth team D3hoops.com All-America selection.



Junior David Gray is expected to start inside after seeing action in all 26 games as a sophomore.





**2008-09 DePauw University Men's Basketball Team**

**Front Row (left to right)** Tony James, Ross Simpson, Drew Wills, Mike Moore, Sean Haseley, Matt Maloof, Tommy Weakley. **Middle Row (left to right)** Assistant coach Carson Harris, Steve Lemasters, Tom Callen, Ben Reider, Matt Bennett, assistant coach Brendan Falls, head coach Bill Fenlon. **Back Row (left to right)** Ryan Sever, Joe Bergfeld, Erik Hagen, David Gray, Ryan Russell, Andy Manson. Not pictured: trainer Rex Call, assistant coach Jim Spencer.

**2008-09 DePauw University Men's Basketball Roster**

NO	NAME	POS	HT	WT	YR	HOMETOWN	HIGH SCHOOL
10	Tony James**	G	5-10	180	Jr.	Indianapolis, Ind.	Pike
12	Tom Callen*	G	6-4	195	Jr.	Fort Wayne, Ind.	Canterbury
13	Ross Simpson*	G	6-1	165	So.	Mission Hills, Kan.	Shawnee Mission East
14	Drew Wills*	G	6-3	190	So.	Hinsdale, Ill.	Hinsdale Central
15	Ryan Russell*	G	6-6	185	So.	Indianapolis, Ind.	Brebeuf Jesuit
20	Sean Haseley	G	6-3	185	Fr.	Zionsville, Ind.	Zionsville
21	Matt Bennett	G	6-3	185	Jr.	Carmel, Ind.	Brebeuf Jesuit
22	Mike Moore***	G	5-8	160	Sr.	Elkhart, Ind.	Concord
24	Ben Reider	G/F	6-4	190	Fr.	North Muskegon, Mich.	North Muskegon
30	Tommy Weakley	G	5-10	165	Fr.	Bloomington, Ind.	Edgewood
32	Erik Hagen*	F/C	6-8	235	Jr.	Chandler, Ariz.	Dobson
33	Matt Maloof	G	6-1	185	Fr.	Indianapolis, Ind.	Hamilton Southeastern
34	David Gray*	F	6-6	210	Jr.	Homewood, Ill.	Homewood-Flossmoor
35	Steve Lemasters*	G	6-3	185	So.	Rochester, Ind.	Warsaw
42	Andy Manson	F/C	6-5	205	Fr.	Lombard, Ill.	Glenbard South
43	Ryan Sever*	F/C	6-6	234	So.	Kalamazoo, Mich.	Portage Northern
45	Joe Bergfeld*	F	6-7	215	So.	St. Louis, Mo.	Kirkwood

**HEAD COACH:** Bill Fenlon (Northwestern '79)

**ASSISTANT COACHES:** Carson Harris, Brendan Falls, Jim Spencer

**ATHLETIC TRAINER:** Rex Call

## Returning Player Profiles



**10 TONY JAMES**  
Guard • 5-10 • 180 • Junior  
Indianapolis, Indiana  
Pike

A communication major ... **2007-08:** Played in 16 games (missed 10 to injuries) and earned second varsity letter ... scored in double digits two times with high of 13 against Millsaps on 8-of-8 shooting from the free throw line ... recorded three steals in three different games ... dished out four assists in games at Austin and Oglethorpe and had three in five other games ... blocked one shot at Sewanee ... high of four rebounds at Sewanee ... hit both three-pointers against Chicago ... **2006-07:** Played in 20 games and earned first varsity letter ... scored in double figures four times with high of 14 points in win over Wabash on 5-of-7 field goal shooting ... dished out high of eight assists against Sewanee, six against Dallas and five each versus Wabash and Trinity ... grabbed five rebounds against Dallas and recorded three steals each against Hamilton and Southwestern ... **HIGH SCHOOL:** Named to honor roll every semester ... named a scholar-athlete as a junior and senior ... earned two letters in basketball and was an all-conference selection ... a second team all-county selection ... team's mental attitude award winner and top free throw shooter.




### JAMES' CAREER STATISTICS

	GP-GS	Min	Avg	—Total—			—3PT—			FT	FTA	Pct	—Rebounds—				PF-D	Ast	TO	Blk	Stl	Pts	Avg	HG
				FG	FGA	Pct	FG	FGA	Pct				Off	Def	Tot	Avg								
2006-07	20-0	376	18.8	39	100	.390	12	37	.324	25	39	.641	3	26	29	1.5	34-0	57	32	2	28	115	5.8	14
2007-08	16-0	253	15.8	24	53	.453	8	18	.444	20	25	.800	3	22	25	1.6	23-0	29	20	1	20	76	4.8	13
<b>Totals</b>	<b>36-0</b>	<b>629</b>	<b>17.5</b>	<b>63</b>	<b>153</b>	<b>.412</b>	<b>20</b>	<b>55</b>	<b>.364</b>	<b>45</b>	<b>64</b>	<b>.703</b>	<b>6</b>	<b>48</b>	<b>54</b>	<b>1.5</b>	<b>57-0</b>	<b>86</b>	<b>52</b>	<b>3</b>	<b>48</b>	<b>191</b>	<b>5.3</b>	<b>14</b>



**12 TOM CALLEN**  
Guard • 6-4 • 195 • Junior  
Fort Wayne, Indiana  
Canterbury

An economics major ... **2007-08:** Earned first varsity letter after starting all 26 games ... high of 11 points against Centre ... grabbed career-high six rebounds at Wabash and in home win over Kenyon ... recorded three steals against Colorado College ... blocked two shots in three different games ... dished out four assists against Oglethorpe and three against Hendrix ... hit two three-pointers against Centre ... **2006-07:** Played in 11 games with a high of nine points in 10 minutes against Dallas ... dished out two assists in first collegiate game at Maryville (Mo.) ... grabbed two rebounds each against Illinois Tech and home game with Austin ... made all three free throws ... **HIGH SCHOOL:** Earned varsity letters in basketball and soccer ... named most improved player as a sophomore and junior ... named the team's most valuable player as a senior.



### CALLEN'S CAREER STATISTICS

	GP-GS	Min	Avg	—Total—			—3PT—			FT	FTA	Pct	—Rebounds—				PF-D	Ast	TO	Blk	Stl	Pts	Avg	HG
				FG	FGA	Pct	FG	FGA	Pct				Off	Def	Tot	Avg								
2006-07	11-0	40	3.6	7	17	.412	1	5	.200	3	3	1.000	1	6	7	0.6	7-0	3	5	1	2	18	1.6	9
2007-08	26-26	513	19.7	53	92	.576	11	25	.440	12	26	.462	21	58	79	3.0	55-0	24	35	13	19	129	5.0	11
<b>Totals</b>	<b>37-26</b>	<b>553</b>	<b>14.9</b>	<b>60</b>	<b>109</b>	<b>.550</b>	<b>12</b>	<b>30</b>	<b>.400</b>	<b>15</b>	<b>29</b>	<b>.517</b>	<b>22</b>	<b>64</b>	<b>86</b>	<b>2.3</b>	<b>62-0</b>	<b>27</b>	<b>40</b>	<b>14</b>	<b>21</b>	<b>147</b>	<b>4.0</b>	<b>11</b>



**13 ROSS SIMPSON**  
 Guard • 6-1 • 165 • Sophomore  
 Mission Hills, Kansas  
 Shawnee Mission East

A communication major ... **2007-08:** Played in 10 games and earned first varsity letter ... scored two points each in wins over Illinois Tech and Colorado College ... recorded one steal in first collegiate contest against Illinois Tech ... dished out two assists in home win over Rhodes ... **HIGH SCHOOL:** Named to honor roll all four years ... served as chairman for Hoop dreams ... earned three varsity letters in basketball and one each in cross country and golf.

**SIMPSON'S CAREER STATISTICS**

GP-GS	Min	Avg	—Total—			—3PT—			FT	FTA	Pct	—Rebounds—				PF-D	Ast	TO	Blk	Stl	Pts	Avg	HG	
			FG	FGA	Pct	FG	FGA	Pct				Off	Def	Tot	Avg									
2007-08	10-0	31	3.1	1	6	.167	0	2	.000	3	5	.600	1	3	4	0.4	2-0	2	7	0	1	5	0.5	2




**14 DREW WILLS**  
 Guard • 6-3 • 190 • Sophomore  
 Hinsdale, Illinois  
 Hinsdale Central

**2007-08:** Played in 10 games and earned first varsity letter ... high of three points on a three-pointer at Colorado College ... recorded one steal in win against Illinois Tech ... blocked one shot each in win at Colorado College and in home victory against Rhodes ... dished out one assist in three different contests ... grabbed three rebounds in home win over Rhodes ... **HIGH SCHOOL:** An academic all-West Suburban Silver Conference selection ... earned two varsity letters in basketball and played two years of baseball ... co-captain and leading scorer as a senior averaging 15 points and five rebounds per game with 56 percent field goal shooting and 80 percent from the line ... named all-area first team by *Suburban Life* newspaper and second team by the *Daily Herald* in 2007 ... named 2007 Illinois Basketball Coaches Association all-state special mention ... all-conference first team in 2007 for 19-9 team ... named the Waubonsie Valley Thanksgiving Tournament MVP as a junior and the team's most improved player.

**WILLS' CAREER STATISTICS**

GP-GS	Min	Avg	—Total—			—3PT—			FT	FTA	Pct	—Rebounds—				PF-D	Ast	TO	Blk	Stl	Pts	Avg	HG	
			FG	FGA	Pct	FG	FGA	Pct				Off	Def	Tot	Avg									
2007-08	10-0	30	3.0	1	5	.200	1	3	.333	4	4	1.000	3	4	7	0.7	3-0	3	2	2	1	7	0.7	3




**15 RYAN RUSSELL**  
 Guard • 6-6 • 185 • Sophomore  
 Indianapolis, Indiana  
 Brebeuf Jesuit

Plans are to attend medical school ... earned a Trustee Scholarship Award ... **2007-08:** Played in 14 games and earned first letter ... high of six points in first collegiate contest against Illinois Tech as he hit two three-pointers ... grabbed four rebounds and scored four points at Colorado College ... blocked one shot against Illinois Tech and one at Colorado College ... recorded one steal in win at Southwestern ... **HIGH SCHOOL:** Recipient of the Presidential academic/athletic award and a high honors graduate ... earned awards in science, Spanish and English ... earned four letters in basketball and one in baseball ... earned the team's most improved and mental attitude awards ... honorable mention all-Marion County and all-Metro North ... as a senior served as team captain and averaged 11.9 points and 6.7 rebounds per game ... team won sectional in 2005 and 2007 and was a regional finalist in 2007 ... named to the Brebeuf holiday all-tournament team.

**RUSSELL'S CAREER STATISTICS**


GP-GS	Min	Avg	—Total—			—3PT—			FT	FTA	Pct	—Rebounds—				PF-D	Ast	TO	Blk	Stl	Pts	Avg	HG	
			FG	FGA	Pct	FG	FGA	Pct				Off	Def	Tot	Avg									
2007-08	14-0	58	4.1	3	11	.273	2	8	.250	2	2	1.000	3	8	11	0.8	14-0	0	4	2	1	10	0.7	6






**22 MIKE MOORE**  
Guard • 5-8 • 160 • Senior  
Elkhart, Indiana  
Concord

A communication major ... a D3hoops.com fourth team preseason all-America selection ... ranks third in DePauw history with 459 career assists and tied for 23rd with 979 career points ... fifth in school history with 168 career three-pointers made and with 423 three-point attempts ... enters season ranked third in SCAC career assists and needs 41 to break record of 499 held by Albert Johnson of Rhodes (1992-96) ... is SCAC's all-time leader with 5.8 career assists per contest ... **2007-08:** Earned third varsity letter after starting all 26 games ... a first team all-SCAC selection and named to the D3hoops.com first team all-South region ... led team and SCAC in assists for third straight year and ranked ninth in Division III ... led team in scoring, three-pointers made, three-point percentage, free throw percentage and steals ... fourth in the SCAC in scoring and three-pointers made, fifth in three-point percentage and seventh in steals ... his 168 three-pointers made were tied for sixth in a DePauw season and his 168 assists were sixth ... second-best SCAC single-season assist total behind former Tiger Mike Howland and his 6.5 assists per game set SCAC single-season record ... twice named SCAC Player of the Week and three times in career ... selected to D3hoops.com Team of the Week after earning MVP honors at the Mike Rokicki Community Versus Cancer Challenge ... named to the all-Tampa Bay Shootout team ... scored in double figures 20 times and reached the 20-point plateau on 10 occasions .. high of 32 points at Austin and 28 each against Hendrix and Marian ... led the team in three-pointers with 66, hitting at least one in all but three games ... dished out double-digit assist totals four times with a high of 12 against Mount St. Joseph ... recorded two double-doubles in points and assists against Chicago and Mount St. Joseph ... hit five three-pointers in games against Marian, Austin, and Hendrix and four each in two games ... recorded five steals at Southwestern and had three each in six different contests ... grabbed career-high six rebounds against Chicago ... **2006-07:** Earned second varsity letter after starting all 28 games ... a second team all-Southern Collegiate Athletic Conference selection ... led team and SCAC in assists for second straight year and ranked 32nd in Division III ... his 152 assists ranked seventh in a DePauw season ... hit 61 three-pointers which ranked eighth in a DePauw season and nailed at least one in all but two games ... scored in double figures 16 times with high of 20 points at Hendrix ... dished out double-figure assist totals four times with high of 13 against Earlham ... recorded four double-doubles in points and assists ... hit five three-pointers against Sewanee and four each in five games ... recorded four steals in home wins over Centre and Austin ... **2005-06:** Played in 25 games and started 24 on the way to earning first varsity letter ... earned SCAC honorable mention ... ranked 27th in Division III with 5.6 assists per game and led the SCAC ... his 139 assists were the seventh highest total in school and SCAC history ... third on team with 41 three-pointers ... scored in double figures in 11 games with high of 22 against Manchester ... also dished out 10 assists against Manchester for only double-double of the season ... dished out 10 assists in home win over Rhodes ... scored 20 in loss at Millsaps ... had three steals against Kalamazoo ... hit six three-pointers in win over Manchester and five against Transylvania ... named to the Mike Rokicki Community Versus Cancer Challenge and Tampa Bay Shootout all-tournament teams ... **HIGH SCHOOL:** named to the honor roll all four years and was a scholar-athlete selection four times ... earned four letters in basketball ... an all-state honorable mention selection ... earned all-conference honors three times ... set the Elkhart County record with 10 three-pointers in a game ... averaged 11 points, five assists and two steals per game and shot 86 percent from the line.



**MOORE'S CAREER STATISTICS**

	GP-GS	Min	Avg	Total			3PT			FT	FTA	Pct	Rebounds				PF-D	Ast	TO	Blk	Stl	Pts	Avg	HG
				FG	FGA	Pct	FG	FGA	Pct				Off	Def	Tot	Avg								
2005-06	25-24	683	27.3	71	188	.378	41	114	.360	43	59	.729	4	45	49	2.0	36-2	139	79	0	14	226	9.0	22
2006-07	28-28	892	31.9	99	222	.446	61	146	.418	45	72	.625	20	64	84	3.0	53-1	152	102	1	38	304	10.9	20
2007-08	26-26	859	33.0	150	321	.467	66	163	.405	83	107	.776	22	39	61	2.3	52-1	168	86	1	40	449	17.3	32
<b>Totals</b>	<b>79-78</b>	<b>2434</b>	<b>30.8</b>	<b>320</b>	<b>731</b>	<b>.438</b>	<b>168</b>	<b>423</b>	<b>.397</b>	<b>171</b>	<b>238</b>	<b>.718</b>	<b>46</b>	<b>148</b>	<b>194</b>	<b>2.5</b>	<b>141-4</b>	<b>459</b>	<b>267</b>	<b>2</b>	<b>92</b>	<b>979</b>	<b>12.4</b>	<b>32</b>



**32 ERIK HAGEN**  
Forward/Center • 6-8 • 235 • Junior  
Chandler, Arizona  
Dobson

A communication major ... **2007-08:** Played in four games and earned first varsity letter ... scored two points each in games against Illinois Tech, Marian and Centre... grabbed one rebound each at Centre and against Marian ... **2006-07:** Played in 10 games with high of five points in seven minutes against Dallas ... also grabbed five rebounds in Dallas game ... recorded two steals in home win over Austin ... **HIGH SCHOOL:** Member of the National Honor Society and Service Learning ... earned three varsity letters in basketball.


**HAGEN'S CAREER STATISTICS**

	GP-GS	Min	Avg	Total			3PT			FT	FTA	Pct	Rebounds				PF-D	Ast	TO	Blk	Stl	Pts	Avg	HG
				FG	FGA	Pct	FG	FGA	Pct				Off	Def	Tot	Avg								
2006-07	10-0	27	2.7	3	10	.300	0	1	.000	1	2	.500	3	4	7	0.7	5-0	1	2	0	2	7	0.7	5
2007-08	4-0	12	3.0	2	3	.667	0	0	.000	2	3	.667	1	1	2	0.5	1-0	0	1	0	0	6	1.5	2
<b>Totals</b>	<b>14-0</b>	<b>39</b>	<b>2.8</b>	<b>5</b>	<b>13</b>	<b>.385</b>	<b>0</b>	<b>1</b>	<b>.000</b>	<b>3</b>	<b>5</b>	<b>.600</b>	<b>4</b>	<b>5</b>	<b>9</b>	<b>0.6</b>	<b>6-0</b>	<b>1</b>	<b>3</b>	<b>0</b>	<b>2</b>	<b>13</b>	<b>0.9</b>	<b>5</b>




**34 DAVID GRAY**  
 Forward • 6-6 • 210 • Junior  
 Homewood, Illinois  
 Homewood-Flossmoor

A communication major with future plans to attend graduate school ... **2007-08:** Earned first varsity letter after appearing in all 26 games and starting one ... led team and ranked fifth in the SCAC in blocked shots ... scored six points each at Manchester and at home against Birmingham-Southern ... high of seven rebounds against Marian and six at Southwestern ... recorded two steals against Birmingham-Southern and had at least one in five other contests ... blocked four shots at Centre, three in SCAC quarterfinal game against Trinity and had at least two in seven other games ... dished out two assists at Rhodes ... **2006-07:** Played in seven games with four points in first collegiate contest against Dallas ... grabbed two rebounds each against Dallas and at home against Austin ... blocked two shots in home win over Austin ... **HIGH SCHOOL:** Earned letter in basketball.




**GRAY'S CAREER STATISTICS**

	GP-GS	Min	Avg	—Total—			—3PT—			FT	FTA	Pct	—Rebounds—				PF-D	Ast	TO	Blk	Stl	Pts	Avg	HG
				FG	FGA	Pct	FG	FGA	Pct				Off	Def	Tot	Avg								
2006-07	7-0	21	3.0	3	5	.600	0	0	.000	1	4	.250	3	2	5	0.7	3-0	0	1	2	1	7	1.0	4
2007-08	26-1	332	12.8	24	58	.414	0	0	.000	16	31	.516	18	57	75	2.9	58-1	7	29	29	7	64	2.5	6
<b>Totals</b>	<b>33-1</b>	<b>353</b>	<b>10.7</b>	<b>27</b>	<b>63</b>	<b>.429</b>	<b>0</b>	<b>0</b>	<b>.000</b>	<b>17</b>	<b>35</b>	<b>.486</b>	<b>21</b>	<b>59</b>	<b>80</b>	<b>2.4</b>	<b>61-1</b>	<b>7</b>	<b>30</b>	<b>31</b>	<b>8</b>	<b>71</b>	<b>2.2</b>	<b>6</b>



**35 STEVE LEMASTERS**  
 Guard • 6-3 • 185 • Sophomore  
 Rochester, Indiana  
 Warsaw

Plans are to attend graduate school to finish the pre-engineering program ... named to SCAC Academic Honor Roll ... **2007-08:** Earned first varsity letter after playing in all 26 games ... ranked 10th in SCAC in three-point percentage ... scored in double digits nine times with a high of 17 at Centre ... third on team in three-pointers made ... hit all five three-point attempts in first collegiate game in just 14 minutes ... made at least one three-pointer in 22 of 26 contests and had at least two in 15 games ... recorded two assists each in home win over Sewanee and at Oglethorpe ... **HIGH SCHOOL:** Recipient of the math and science department awards ... top 12 academically all four years ... graduated seventh of 465 ... earned two letters in basketball ... named MVP as a senior and earned team's free throw percentage award ... averaged 17.4 points, five rebounds and two assists as a senior ... selected as *Hoosier Basketball Magazine's* Top 100 ... led team in field goal percentage as a junior.



**LEMASTERS' CAREER STATISTICS**

	GP-GS	Min	Avg	—Total—			—3PT—			FT	FTA	Pct	—Rebounds—				PF-D	Ast	TO	Blk	Stl	Pts	Avg	HG
				FG	FGA	Pct	FG	FGA	Pct				Off	Def	Tot	Avg								
2007-08	26-0	499	19.2	68	161	.422	46	117	.393	22	27	.815	14	26	40	1.5	43-0	13	16	2	8	204	7.8	17



## 43 RYAN SEVER

Forward/Center • 6-6 • 234 • Sophomore  
Kalamazoo, Michigan  
Portage Northern

Also was a pitcher on the DePauw baseball team in 2008 ... **2007-08:** Played in 10 games and earned first varsity letter ... highs of six points, two rebounds and two assists at Colorado College ... blocked one shot in home win over Sewanee ... recorded one steal in his first collegiate contest against Illinois Tech ... **HIGH SCHOOL:** Earned highest honors all four years and was member of the National Honor Society and Latin Club ... a two-time academic all-conference choice ... earned three varsity letters each in basketball and baseball ... a two-time first team all-conference basketball selection ... twice named team MVP and team captain ... led team in points and rebounds twice ... a bankhoops.com all-state honorable mention choice and led team to most wins since 1980 ... two-time first team all-conference and all-division baseball selection and earned first team all-region honors and all-state honorable mention ... recipient of team's top hitter and coach's award and named team captain ... as a senior recorded a 0.84 earned run average and finished with a 1.59 career ERA both of which were school records ... baseball team won back-to-back district championships while tying school record with 29 wins in each season.

### SEVER'S CAREER STATISTICS


GP-GS	Min	Avg	—Total—			—3PT—			FT	FTA	Pct	—Rebounds—				PF-D	Ast	TO	Blk	Stl	Pts	Avg	HG	
			FG	FGA	Pct	FG	FGA	Pct				Off	Def	Tot	Avg									
2007-08	10-0	33	3.3	7	11	.636	0	0	.000	5	7	.714	2	1	3	0.3	4-0	2	3	1	1	19	1.9	6



## 45 JOE BERGFELD

Forward • 6-7 • 215 • Sophomore  
St. Louis, Missouri  
Kirkwood

**2007-08:** Earned first varsity letter after appearing in 23 games ... scored four points and grabbed six rebounds in 10 minutes of win at Colorado College ... hauled down four rebounds in three games including SCAC quarterfinal contest against Trinity ... recorded one steal in three different games ... blocked one shot in eight different contests ... dished out two assists in home win over Sewanee ... **HIGH SCHOOL:** Received Gold K for having a 3.5 GPA or above all four years ... earned varsity letters in both basketball and baseball ... a second team all-conference choice in basketball and honorable mention all-conference in baseball.



### BERGFELD'S CAREER STATISTICS

GP-GS	Min	Avg	—Total—			—3PT—			FT	FTA	Pct	—Rebounds—				PF-D	Ast	TO	Blk	Stl	Pts	Avg	HG	
			FG	FGA	Pct	FG	FGA	Pct				Off	Def	Tot	Avg									
2007-08	23-0	168	7.3	7	25	.280	0	0	.000	4	13	.308	9	33	42	1.8	16-0	3	7	8	3	18	0.8	4




## Newcomer Profiles



## 20 SEAN HASELEY

Guard • 6-3 • 185 • Freshman  
Zionsville, Indiana  
Zionsville

**HIGH SCHOOL:** Four-time recipient of the 4.0 Medal ... a three-time Eagle Scholar Athlete with a 4.0 and letter earned ... principal's award for highest GPA on team as a senior ... an academic all-state basketball and volleyball selection as a senior ... earned three letters in basketball and one in volleyball ... two-time all-conference basketball choice ... a 2008 East-West Basketball All-Star team member ... named to the 2008 all-state volleyball team.



## 30 TOMMY WEAKLEY

Guard • 5-10 • 165 • Freshman  
Bloomington, Indiana  
Edgewood


Plans are to attend medical school ... a Lilly Scholarship recipient ... **HIGH SCHOOL:** Earned the Willie Justice Award as the student-athlete of the year ... academic all-conference in basketball, track and cross country ... featured student athlete for Bloom Magazine ... an academic all-state nominee ... earned Superintendents Award ... member of French Club and part of leadership academy ... served as a volunteer basketball coach as well as a piano and drum instructor ... earned three letters in basketball, two in track and one in cross country ... as a senior led Indiana with 106 three-pointers made ... a first team all-area selection in basketball and earned all-conference in basketball, track and cross country ... selected as one of *Hoesier Basketball Magazine's* top 60 seniors ... captained Edgewood's first undefeated regular season (20-0) as a junior ... school's all-time three-point leader with 198 ... twice hit a school-record eight three-pointers in a game ... also captained track team ... set the school's freshman cross country record with a 5K time of 17:12 ... freshman and sophomore 1600-meter record holder in track (4:39 and 4:32, respectively) ... member of school's first-ever cross country state qualifying team.



## 21 MATT BENNETT

Guard • 6-3 • 185 • Junior  
Carmel, Indiana  
Brebeuf Jesuit

Transferred from Division I Valparaiso where he played two years and was named to the Dean's List both years ... as a sophomore played in both of Crusaders' College Basketball Invitational postseason games against Washington and Houston with one rebound and one assist in Houston contest ... future plans are to play professional basketball, abroad, or attend graduate school ... **HIGH SCHOOL:** Named to honor roll as a junior and senior ... named the best defensive basketball player on team as a junior ... as a senior earned the Chief's Award which is the top honor in the basketball program ... named to all-county all-star team.



## 33 MATT MALOOF

Guard • 6-1 • 185 • Freshman  
Indianapolis, Indiana  
Hamilton Southeastern


**HIGH SCHOOL:** Earned two letters in basketball ... averaged 16.9 points per game and shot 47.3 percent from three-point range ... named to all-Hamilton County Tournament team as junior ... all-county as a senior and also named to all-conference team ... selected as one of *Hoesier Basketball Magazine's* top 60 seniors.



## 24 BEN REIDER

Guard/Forward • 6-4 • 190 • Freshman  
North Muskegon, Michigan  
North Muskegon

Plans are to attend medical school ... **HIGH SCHOOL:** Member of National Honor Society ... awarded highest honors and named to honor roll ... earned three letters in basketball ... named first team all-area and all-conference as a senior ... honorable mention all-area and all-conference during junior year ... named to West Michigan All-Star Game.



## 42 ANDY MANSON

Forward/Center • 6-5 • 205 • Freshman  
Lombard, Illinois  
Glenbard South

Future plans are to attend medical school and become an orthopedic surgeon ... **HIGH SCHOOL:** Member of National Honor Society ... named to honor roll and an academic all-conference selection ... served as a peer tutor ... played basketball and basketball four years each and football one ... earned all-conference and all-area honors in basketball and was an all-state honorable mention selection ... all-conference in baseball as well as honorable mention all-area.



## BILL FENLON Head Coach

The winningest coach in DePauw men's basketball history, Bill Fenlon begins his 17th season as the Tigers' head coach and 24th on the collegiate level. He is also a part-time assistant professor of kinesiology.

Fenlon's DePauw teams have posted a 269-148 record for a .645 winning percentage. Only Elmer McCall has a longer tenure and coached in more DePauw games. In 23 previous seasons as a collegiate head coach, Fenlon's teams have posted a 376-217 record for a .634 winning percentage.

Last year he directed the Tigers to a 19-7 finish and the program's 23rd

winning season in the last 26 years. He led the 2006-07 Tigers to their second consecutive trip to the NCAA Division III postseason as DePauw earned an at-large bid to the tournament. The Tigers dropped a 62-59 first-round overtime decision to Whitworth on a buzzer-beating three-pointer.

The 22-6 Tigers posted the fifth-highest single-season win total in school history and earned the top seed in the Southern Collegiate Athletic Conference tournament after sharing the league's best record during the regular season.

In 2005-06, he directed DePauw to its first SCAC tournament championship and 13th trip to NCAA postseason play. The Tigers dropped a 76-68 decision to host Wisconsin-Whitewater in the opening-round game.

The 2002-03 Tigers finished atop the SCAC regular season standings and advanced to the semifinals of the conference's first postseason tournament. DePauw finished the season ranked sixth in Division III rebound margin.

In 2002 he led DePauw to its first SCAC championship and a bid into the NCAA Championship. The 24-4 Tigers defeated Wittenberg in the second round and knocked off top-ranked Washington (Mo.) in the round of 16 before falling to eventual national champion Otterbein in the quarterfinals. Fenlon earned SCAC Coach of the Year honors and the Tigers were ranked fourth in the final D3hoops.com poll.

The 2000-01 Tigers finished with a 19-6 record and a third-place showing in the SCAC. The team ranked eighth in Division III rebound margin, ninth in scoring defense, 20th in scoring margin and 28th in three-point percentage.

Fenlon led a team of primarily freshmen and sophomores to a second-place SCAC finish in 1999-2000 as well as a top-25 national ranking during DePauw's second season of SCAC competition.

In his first season with the Tigers in 1992-93, Fenlon led the Old Gold to an Indiana Collegiate Athletic Conference championship and a fourth straight appearance in the NCAA Division III tournament despite being picked to finish third in the ICAC in a preseason poll of coaches. The Tigers ranked first in the nation in three-point percentage (45.6) and 11th in scoring defense (61.3) that season.

In 1994 the Tigers ranked ninth in Division III in scoring defense (62.9) and posted the best field goal percentage defense in DePauw history at 41.5 percent. The 1996 team ranked 12th in scoring defense (62.0), while the 1997 squad was 15th (60.9). In 1997-98 the Tigers ranked 20th in free throw percentage at 73.6 percent. The 1998-99 team was sixth in free throw percentage (76.3 percent) and 35th in three-point percentage (38.8 percent), while the 1999-2000 squad was third in three-point percentage (41.3).

His first coaching job was as head coach of the Tampa Preparatory School where his team set the school record for victories in a season during the 1981-82 campaign. Fenlon also coached at the Berkeley Preparatory School in Tampa and was an assistant for Team Florida, a 19 & under AAU team, that captured the AAU national championship. That team also had six future NBA draft picks on its roster.

Fenlon's collegiate head coaching career began at the University of the South in 1985 where he directed the program for three years and led the Tigers to a first-ever national ranking (20th) in 1988. He was an assistant coach there from 1983-85.

He then took over at Rose-Hulman Institute of Technology in 1988 and immediately led the Engineers to a 19-7 record for the most wins in seven years. His three-year stint included an NCAA Division III tournament appearance and a first-round victory in 1989. He posted a 53-26 career record

at Rose-Hulman and the Engineers ranked among the top 15 in Division III in scoring defense each year.

A head coach during the 1991-92 season at Southwestern University in Georgetown, Texas, Fenlon improved Southwestern from an 8-19 record in 1991 to 19-10. The team ranked in the top ten, nationally, in scoring defense.

A 1979 graduate of Northwestern University, Fenlon earned a bachelor of science degree in communications with a minor in English. He also earned three letters as a member of the Wildcats basketball team. Fenlon was an all-state high school player at Marist High School in Atlanta and was inducted into its athletic hall of fame in 2006.

Fenlon's wife, Gigi, is the coordinator of arts publicity and marketing at DePauw and a part-time assistant professor of communication and theatre. The Fenlons are the parents of Hannah who attends Kenyon and Quinn who is a student at Brown.

### Bill Fenlon's Collegiate Head Coaching Experience

#### 1992-present: DePauw University, Greencastle, Indiana

- All-time leader in career victories at DePauw with 269
- Equaled second longest tenure of any coach in DePauw men's basketball history
- Has led team to a 144-36 record at the Lilly Center
- 2006, 2002 and 1993 teams won conference championships with the 2007, 2006, 2002 and 1993 squads competing in the NCAA Championship
- Team ranked nationally in scoring defense five times: 11th in 1993, 9th in 1994, 12 in 1996, 15th in 1997 and 9th in 2001.
- Team ranked first in nation in three-point percentage in 1993, third in 2000 and ninth in 2006.
- Team ranked second in field goal percentage in 2002.
- Team ranked sixth in rebound margin in 2003 and eighth in 2001.

#### 1991-92: Southwestern University, Georgetown, Texas

- Team improved from 8-19 to 19-10
- Team ranked in top ten, nationally, in defense
- NAIA District 8 runner-up

#### 1988-91: Rose-Hulman Institute of Technology, Terre Haute, Ind.

- Three-year record of 53-26
- 1989 NCAA tournament bid and first round win
- Three straight seasons in top 15 in nation in scoring defense

#### 1985-88: University of the South, Sewanee, Tenn.


- In 1988 team achieved highest win total in six seasons
- Team ranked nationally (20th) for the first time ever in 1988
- 1987 team posted highest conference finish in eight years

### Collegiate Head Coaching Record

Year	School	W	L
1985-86	University of the South-Sewanee	9	13
1986-87	University of the South-Sewanee	12	11
1987-88	University of the South-Sewanee	14	9
<b>University of the South Total (3 years, 35-33)</b>			
1988-89	Rose-Hulman Institute of Technology	19	8
1989-90	Rose-Hulman Institute of Technology	17	9
1990-91	Rose-Hulman Institute of Technology	17	9
<b>Rose-Hulman Total (3 years, 53-26)</b>			
1991-92	Southwestern University	19	10
<b>Southwestern Total (1 year, 19-10)</b>			
1992-93	DePauw University	19	7
1993-94	DePauw University	18	9
1994-95	DePauw University	14	12
1995-96	DePauw University	17	9
1996-97	DePauw University	12	13
1997-98	DePauw University	12	13
1998-99	DePauw University	15	10
1999-00	DePauw University	17	8
2000-01	DePauw University	19	6
2001-02	DePauw University	24	4
2002-03	DePauw University	18	8
2003-04	DePauw University	16	10
2004-05	DePauw University	12	13
2005-06	DePauw University	15	13
2006-07	DePauw University	22	6
2007-08	DePauw University	19	7
<b>DePauw Total (16 years, 269-148)</b>			
<b>Career Total (23 years)</b>		<b>376</b>	<b>217</b>



## Assistant Coaches



**Carson Harris**  
Assistant Coach


Carson Harris begins his third season as an assistant coach for the Tigers and second as a full-time assistant.

Prior to coming to DePauw, Harris served as an assistant coach at Earlham College for three seasons under former DePauw assistant Jeff Justus.

A 2001 Manchester graduate, Harris earned a bachelor of science degree in psychology. Following graduation he served as an assistant at Manchester for two seasons.

Harris was a three-time team captain for the Spartans, earned all-Heartland Collegiate Athletic Conference honors three times and was named to the conference's all-tournament team twice. He helped lead Manchester to two conference titles and to the Division III round of 16 in 1998 with a 25-4 record.

Harris was a four-year starter in basketball and soccer at Lafayette Jefferson where he was a three-year basketball captain including 1996's final four team.



**Brendan Falls**  
Assistant Coach

Brendan Falls begins his first season as an assistant coach for the Tigers after serving last year as an assistant varsity coach at Chicago's Lincoln Park High School.

A 2005 Lawrence University graduate, Falls earned a bachelor of arts degree in history and is pursuing a master's degree at Indiana State University.

While at Lawrence, Falls was a three-year starter and an all-Midwest Conference selection in 2006. He played in six NCAA tournament games including a national quarterfinal appearance in 2004 and was part of two conference champion squads.

Falls is a Loyola Academy graduate where he was a two-time all-Chicago Catholic League choice and started on two league championship teams.



**Jim Spencer**  
Assistant Coach

Jim Spencer begins his fifth season as a volunteer assistant for the Tigers.

A 1985 Indiana University graduate, Spencer earned a master's degree from Indiana Wesleyan University in 2004.

A successful high school coach at Fort Wayne Northrop, Greencastle and North Putnam, Spencer has posted over a .700 winning percentage in basketball, volleyball, softball and soccer.

Spencer also has taught psychology and political science and serves as the Career Connections Internship Director at North Putnam High School.





## DePauw University Athletic Department Directory (765 area code)

### ADMINISTRATION

#### DIRECTOR OF ATHLETICS

S. Page Cotton, Jr. ....658-4938

#### ASSOCIATE DIRECTOR OF ATHLETICS

Mary Bretscher..... 658-4946

### COACHING STAFF

#### BASEBALL

Matt Walker, head coach ..... 658-4939  
 Jake Martin, assistant coach ..... 658-4929  
 P.J. Mitchell, assistant coach..... 658-4929

#### BASKETBALL, MEN

Bill Fenlon, head coach ..... 658-4940  
 Brendan Falls, assistant coach ..... 658-4942  
 Carson Harris, assistant coach..... 658-6313  
 Jim Spencer, assistant coach ..... 658-6602

#### BASKETBALL, WOMEN'S

Kris Huffman, head coach..... 658-4960  
 Adedrea Chaney, assistant coach ..... N/A  
 Dana Ferguson, assistant coach ..... 658-4933  
 Mary Smith, assistant coach ..... 658-6280

#### CROSS COUNTRY, MEN'S and WOMEN'S

Kori Stoffregen, head coach ..... 658-4945  
 Nipun Chopra, assistant coach ..... 658-6624  
 Derick Lawrence, assistant coach ..... 658-6352  
 Linda Striggo, assistant coach..... 658-6623

#### FIELD HOCKEY

Gina Preston, head coach ..... 658-4931  
 Becca Gaines, assistant coach ..... 658-4947

#### FOOTBALL

Matt Walker, head coach ..... 658-4939  
 Len Felton, assistant coach ..... 658-6086  
 Tim Hreha, assistant coach ..... 658-4943  
 Bobby Jackson, assistant coach ..... 658-4951  
 Robby Long, assistant head coach..... 658-4944  
 Ryan McElwain, assistant coach ..... N/A  
 Dustin Ward, assistant coach..... 658-4299  
 Jake Wissing, assistant coach ..... 658-4908

#### GOLF, MEN'S and WOMEN'S

Vince Lazar, head coach ..... 658-4921  
 John Lanie, assistant coach ..... N/A

#### SOCCER, MEN'S

Brad Hauter, head coach ..... 658-4958  
 Nick Stirrett, assistant coach ..... N/A  
 Greg Ruark, assistant coach..... N/A

#### SOCCER, WOMEN'S

John Carter, head coach ..... 658-4961  
 Greg Ruark, assistant coach..... N/A

#### SOFTBALL

Bonnie Skrenta, head coach ..... 658-4967  
 Clyde Spencer, assistant coach..... N/A  
 Haleigh Spencer, assistant coach..... 658-4950

#### SWIMMING AND DIVING, MEN'S

Adam Cohen, head coach ..... 658-4119  
 Jun Yamaguchi, assistant coach..... 658-4954

#### SWIMMING, WOMEN'S

Mary Bretscher, head coach..... 658-4946  
 Jun Yamaguchi, assistant coach..... 658-4954

#### TENNIS, MEN'S

Tom Cath, head coach ..... 658-4279  
 Bill Pendl, assistant coach ..... N/A

#### TENNIS, WOMEN'S

Scott Riggle, head coach ..... 658-4935  
 Bill Pendl, assistant coach ..... N/A

#### TRACK and FIELD, MEN'S and WOMEN'S

Kori Stoffregen, head coach ..... 658-4945  
 Nipun Chopra, assistant coach ..... 658-6624  
 Tim Hreha, assistant coach ..... 658-4943  
 Bobby Jackson, assistant coach ..... 658-4951  
 Derick Lawrence, assistant coach ..... 658-6352  
 Linda Striggo, assistant coach..... 658-6623

#### VOLLEYBALL

Deb Zellers, head coach ..... 658-4969  
 Haleigh Spencer, assistant coach..... 658-4950

### SUPPORT PERSONNEL

#### EQUIPMENT MANAGERS

Jeanne Morris, equipment manager..... 658-4949 or 4952  
 Sandra Moore-Glass, part-time equipment manager..... 658-4949

#### FITNESS CENTER

Carson Harris, co-coordinator ..... 658-6313  
 Dustin Ward, co-coordinator ..... 658-4299

#### INDOOR TENNIS & TRACK CENTER

John Carter, coordinator ..... 658-4961

#### NCAA COMPLIANCE

Kris Huffman, director of NCAA compliance ..... 658-4960

#### NCAA DRUG TESTING and EDUCATION PROGRAM

Adam Cohen, director ..... 658-4119

#### PROMOTIONS and MARKETING

Mary Smith, coordinator ..... 658-6280

#### SPECIAL PROJECTS

Len Felton, coordinator..... 658-6086

#### SPORTS INFORMATION

Bill Wagner, director..... 658-4630

#### SPORTS MEDICINE

Rex Call, head trainer..... 658-4937  
 Chris Compton, assistant trainer ..... 658-4968  
 Roger Dortch-Doan, assistant trainer ..... 658-4972  
 Rachel O'Brien, assistant trainer ..... 658-4953

#### STRENGTH and CONDITIONING

Roger Dortch-Doan, coordinator..... 658-4972

#### STUDENT-ATHLETE ADVISORY COUNCIL

Brad Hauter, advisor ..... 658-4958

#### STUDENT ATHLETIC RECRUITMENT

Robby Long, coordinator..... 658-4944

#### SUPPORT STAFF

Ginny Kersey, secretary to the Director of Athletics ..... 658-4934  
 Donna Rust, KIN/Athletics secretary..... 658-4012

## 2007-08 DePauw Men's Basketball Statistics

PLAYER	GP-GS	MIN	TOTAL			3-POINTERS			FT	FTA	PCT	REBOUNDS				PF-D	A	TO	BLK	ST	SCORING			
			FG	FGA	PCT	FG	FGA	PCT				O	D	T	AVG						PTS	AVG	HG	
Mike Moore	26-26	859	33.0	150	321	.467	66	163	.405	83	107	.776	22	39	61	2.3	52-1	168	86	1	40	449	17.3	32
Stephen Schott	26-25	744	28.6	134	249	.538	0	3	.000	105	142	.739	43	157	200	7.7	68-1	16	60	13	18	373	14.3	22
Brian Oilar	26-26	796	30.6	129	241	.535	34	86	.395	29	38	.763	52	160	212	8.2	49-1	9	31	15	14	321	12.3	21
Ryan Werntz	26-26	695	26.7	71	187	.380	56	142	.394	14	20	.700	20	28	48	1.8	45-1	35	20	0	3	212	8.2	21
Steve Lemasters	26-0	499	19.2	68	161	.422	46	117	.393	22	27	.815	14	26	40	1.5	43-0	13	16	2	8	204	7.8	17
Tom Callen	26-26	513	19.7	53	92	.576	11	25	.440	12	26	.462	21	58	79	3.0	55-0	24	35	13	19	129	5.0	11
Tony James	16-0	253	15.8	24	53	.453	8	18	.444	20	25	.800	3	22	25	1.6	23-0	29	20	1	20	76	4.8	13
Matt Gold	4-0	18	4.5	4	6	.667	4	5	.800	2	2	1.000	1	4	5	1.3	3-0	0	5	0	0	14	3.5	6
David Gray	26-1	332	12.8	24	58	.414	0	0	.000	16	31	.516	18	57	75	2.9	58-1	7	29	29	7	64	2.5	5
Ryan Sever	10-0	33	3.3	7	11	.636	0	0	.000	5	7	.714	2	1	3	0.3	4-0	2	3	1	1	19	1.9	6
Erik Hagen	4-0	12	3.0	2	3	.667	0	0	.000	2	3	.667	1	1	2	0.5	1-0	0	1	0	0	6	1.5	2
Trevor Stone	25-0	259	10.4	7	21	.333	3	12	.250	16	22	.727	3	19	22	0.9	23-0	26	19	0	7	33	1.3	6
Joe Bergfeld	23-0	168	7.3	7	25	.280	0	0	.000	4	13	.308	9	33	42	1.8	16-0	3	7	8	3	18	0.8	4
Ryan Russell	14-0	58	4.1	3	11	.273	2	8	.250	2	2	1.000	3	8	11	0.8	14-0	0	4	2	1	10	0.7	4
Drew Wills	10-0	30	3.0	1	5	.200	1	3	.333	4	4	1.000	3	4	7	0.7	3-0	3	2	2	1	7	0.7	3
Ross Simpson	10-0	31	3.1	1	6	.167	0	2	.000	3	5	.600	1	3	4	0.4	2-0	2	7	0	1	5	0.5	2
Team													27	30	57									
<b>DEPAUW</b>	<b>26</b>	<b>5300</b>		<b>685</b>	<b>1450</b>	<b>.472</b>	<b>231</b>	<b>584</b>	<b>.396</b>	<b>339</b>	<b>474</b>	<b>.715</b>	<b>243</b>	<b>650</b>	<b>893</b>	<b>34.3</b>	<b>459-5</b>	<b>337</b>	<b>347</b>	<b>87</b>	<b>143</b>	<b>1940</b>	<b>74.6</b>	<b>97</b>
<b>OPPONENTS</b>	<b>26</b>	<b>5300</b>		<b>624</b>	<b>1438</b>	<b>.434</b>	<b>135</b>	<b>410</b>	<b>.329</b>	<b>343</b>	<b>490</b>	<b>.700</b>	<b>225</b>	<b>575</b>	<b>800</b>	<b>30.8</b>	<b>456-9</b>	<b>231</b>	<b>339</b>	<b>71</b>	<b>161</b>	<b>1726</b>	<b>66.4</b>	<b>86</b>

SCORE BY PERIODS	1st	2nd	1OT	2OT	Total
DePauw	914	994	16	16	1940
Opponents	787	896	16	27	1726

RECORD	OVERALL	HOME	AWAY	NEUTRAL
All Games	19-7	8-2	8-4	3-1
SCAC	10-4	4-2	6-2	0-0
Non-Conference	9-3	4-0	2-2	3-1

DATE	OPPONENT	W/L	DPU	OPP	SCORING LEADER	REBOUNDING LEADER
Nov. 16	vs. Illinois Tech	W	89	66	19-Brian Oilar	9-Stephen Schott
Nov. 17	!at Manchester	W	68	60	21-Ryan Werntz	8-Stephen Schott
Nov. 24	@MARIAN (Ind.)	W	83	72	28-Mike Moore	13-Brian Oilar
Nov. 25	@CHICAGO	W	81	67	19-Mike Moore	10-Stephen Schott
Dec. 1	*at Centre	L	64	78	17-Steve Lemasters	5-Stephen Schott, Brian Oilar
Dec. 6	at Wabash	L	60	71	20-Mike Moore	6-Brian Oilar, Tom Callen
Dec. 17	at Rose-Hulman	W	54	53	14-Brian Oilar	13-Brian Oilar
Dec. 19	KENYON	W	77	66	22-Stephen Schott	9-Stephen Schott
Dec. 29	#vs. Case Western Reserve	W	74	73	23-Mike Moore	14-Brian Oilar
Dec. 30	#vs. Mount St. Joseph	W	76	72	22-Brian Oilar	12-Brian Oilar
Jan. 4	*SEWANEE	W	80	63	21-Mike Moore	13-Stephen Schott
Jan. 6	*OGLETHORPE	L	67	69	19-Mike Moore	8-Stephen Schott
Jan. 11	*at Rhodes	W	82	56	21-Brian Oilar	14-Brian Oilar
Jan. 13	at Birmingham-Southern	L	63	78	16-Ryan Werntz	7-Stephen Schott
Jan. 18	*at Colorado College	W	97	63	17-Stephen Schott	8-Stephen Schott
Jan. 20	*at Austin	W	86	70	32-Mike Moore	8-Stephen Schott
Jan. 25	*HENDRIX	W	81	53	28-Mike Moore	10-Stephen Schott
Jan. 27	*MILLSAPS	W	90	83	24-Mike Moore	14-Brian Oilar
Feb. 1	*at Southwestern	W	54	34	19-Mike Moore	9-Stephen Schott
Feb. 2	*at Trinity	W	70	68	21-Ryan Werntz	8-Brian Oilar
Feb. 8	*RHODES	W	87	56	23-Mike Moore	8-Stephen Schott
Feb. 10	BIRMINGHAM-SOUTHERN	W	68	67	28-Stephen Schott	9-Stephen Schott
Feb. 16	*CENTRE	L	66	69	19-Stephen Schott	5-Stephen Schott
Feb. 22	*at Sewanee	W	66	51	21-Brian Oilar	9-Brian Oilar
Feb. 24	*at Oglethorpe	L (2ot)	80	86	26-Mike Moore	13-Brian Oilar
Feb. 29	\$vs. Trinity	L (2ot)	77	82	24-Mike Moore	11-Brian Oilar

\* Southern Collegiate Athletic Conference game  
 ! Manchester College Banker's Classic  
 @ Mike Rokicki Community Versus Cancer Challenge  
 # Tampa Bay Shootout  
 \$ Southern Collegiate Athletic Conference Quarterfinals

## Individual and Team Records

### INDIVIDUAL RECORDS

#### POINTS

Half	26	Brett Hecko vs. Manchester, 2/22/92
		Tom McCormick vs. Ball State, 1/29/69
Game	45	Tom McCormick vs. Ball State, 1/29/69
Season	604	Brett Crist, 1989-90
Career	1694	Brett Crist, 1987-91

#### SCORING AVERAGE

Season	24.4	Dick Tharp, 1969-70
Career (3 Yr)	19.2	Dale Anderson, 1959-62
Career (4 Yr)	18.6	Bob Schrier, 1953-57

#### FIELD GOALS MADE

Game	18	Tom McCormick vs. Ball State, 1/29/69
		Don Jones vs. Earlham, 1942-43
Season	237	Jeff Bibbs, 1979-80
Career	682	Jeff Bibbs, 1976-80

#### FIELD GOAL ATTEMPTS

Game	31	Ron Zalewski, 2/20/63
Season	487	Ron Zalewski, 1962-63
Career	1420	Jeff Bibbs, 1976-80

#### FIELD GOAL PERCENTAGE

Game	1.000	Todd Seifferlein (13-13) at Franklin, 1/25/92
Season	.637	Brett Hecko (195-306), 1990-91
Career	.589	Brett Hecko (655-1112), 1988-92

#### 3-POINT FIELD GOALS

Game	8	Joe Nixon vs. Southwestern, 2/8/02
	8	Jess McKinney at Anderson, 2/14/98
	8	Todd Seifferlein at Rockford, 1/9/93
	8	Troy Greenlee at Indianapolis, 12/6/89
Season	100	Troy Greenlee, 1989-90
Career	240	Alex Stewart, 2002-06

#### 3-POINT FIELD GOAL ATTEMPTS

Game	19	Zach Phelps vs. Anderson, 1/5/94
Season	207	Troy Greenlee, 1989-90
Career	573	Alex Stewart, 2002-06

#### 3-POINT FIELD GOAL PERCENTAGE

Game	1.000	Todd Seifferlein (6-6) at Franklin, 1/25/92
	.889	Troy Greenlee (8-9) at Indianapolis, 12/6/89
Season	.655	Troy Greenlee (19-29), 1987-88
Career	.490	Troy Greenlee (232-473), 1987-91

#### FREE THROWS

Game	20	Gary Pittenger (25 att) vs. Illinois St., 1/28/72
Season	143	Zach Phelps, 1993-94
Career	414	Brett Crist, 1987-91

#### FREE THROW ATTEMPTS

Game	25	Gary Pittenger vs. Illinois St., 1/28/72
Season	184	Brett Crist, 1989-90
Career	614	Joe Ringger, 1999-03

#### FREE THROW PERCENTAGE

Game	1.000	Brett Crist (16-16) vs. Wabash, 1/30/91
Season	.900	Jim Powers (45-50), 1976-77
	.899	Brad Brownell (62-69), 1988-89
Career	.861	Gregg Notestine (124-144; min. 100 ftm), 1980-83
	.819	Todd Seifferlein (240-293; min. 200 ftm), 1989-93

#### ASSISTS

Game	15	Mike Howland vs. Rhodes, 1/27/02
Season	180	Mike Howland, 2001-02
Career	600	Phil Wendel, 1982-86

#### REBOUNDS

Game	24	Mike Luegers vs. Franklin, 2/4/78
Season	309	Larry Downs, 1969-70
Career	893	Brett Hecko, 1988-92

#### REBOUNDING AVERAGE

Season	14.4	Gene Loercher, 1953-54
Career	12.6	Jim Jackson, 1966-69 (3 Seasons)

#### STEALS

Game	7	Alex Stewart at Rhodes, 2/25/06
	7	Dave Gifford vs. Alfred, 11/19/99
	7	Eric Bruksch vs. Anderson, 1/29/92
	7	Brett Hecko at Centre, 12/1/90

Season	7	Eric Bruksch vs. IU-Kokomo, 12/12/89
Season	70	Eric Bruksch, 1991-92
Career	172	Phil Wendel, 1982-86

#### BLOCKED SHOTS

Game	7	Matt Carpenter at Wabash, 1/26/94
Season	50	Jim Giesen, 1994-95
Career	88	Jim Giesen, 1991-95

#### GAMES PLAYED

Season	31	Six players during 1989-90 season
Career	113	David Galle, 1983-87

### TEAM RECORDS

#### POINTS

Half	68	vs. IU-Kokomo, 12/12/89
Game	122	vs. Ball State, 1/29/69
Opponent	124	Arizona State, 1970-71
Season	2315	2001-02

#### SCORING AVERAGE

Season	85.7	1968-69
--------	------	---------

#### FIELD GOALS MADE

Game	51	vs. IU-Kokomo, 12/12/89
Season	923	1985-86

#### FIELD GOAL ATTEMPTS

Game		Not Available
Season	1818	1973-74

#### FIELD GOAL PERCENTAGE

Half	.810	vs. Rockford (17-21, 2nd half), 1/10/94
	.800	vs. Olivet (24-30, 2nd half), 12/18/87
Game	.732	vs. Olivet (41-56) 12/18/87
Season	.536	1984-85

#### 3-POINT FIELD GOALS

Game	18	vs. Illinois Institute of Technology, 12/8/05
Season	249	2005-06

#### 3-POINT ATTEMPTS

Game	36	vs. Wabash, 11/27/00
Season	600	2005-06

#### 3-POINT PERCENTAGE

Game	.875	vs. Hanover (7-8), 12/1/87 (min. 5 FGM)
	.706	vs. Rockford (12-17), 1/10/94 (min. 10 FGM)
Season	.458	1987-88

#### FREE THROWS

Game		Not Available
Season	521	1983-84

#### FREE THROW ATTEMPTS

Game		Not Available
Season	685	1983-84

#### FREE THROW PERCENTAGE

Game	.960	vs. Franklin (24-25), 1/30/88
Season	.774	1982-83

#### REBOUNDS

Game		Not Available
Season	1275	1960-61

#### REBOUND AVERAGE

Season	63.1	1950-51
--------	------	---------

#### ASSISTS

Game	33	vs. Webster, 1/17/86, 2/7/88
Season	604	1985-86

#### STEALS

Game	20	vs. Webster, 12/14/90
Season	300	1985-86

#### BLOCKS

Game	9	at Wabash, 1/26/94
Season	92	1993-94

Most Consecutive Home Court Victories: 61, 1983-1987



## All-Time Career Leaders

### DePauw All-Time Scoring Leaders

	Points	Player	Seasons	High Season	Years
1.	1694	Brett Crist	4	604	1987-91
2.	1675	Brett Hecko	4	492	1988-92
3.	1632	Jeff Bibbs	4	575	1976-80
4.	1546	Joe Nixon	4	498	1998-02
5.	1533	Joe Ringger	4	487	1999-03
6.	1415	Stephen Schott	4	406	2004-08
	1415	Bob Schrier	4	420	1953-57
8.	1404	Ryan Hooker	4	410	1993-97
9.	1370	Dave Hathaway	4	480	1980-84
10.	1360	Gary Pittenger	3	536	1970-73
11.	1307	Tom McCormick	3	582	1966-69
12.	1276	Mike Howland	4	344	1998-02
13.	1271	Mike Connor	4	356	1984-88
14.	1263	Alex Stewart	4	412	2002-06
15.	1231	Jeff Hallgren	4	464	1974-78
16.	1203	David Galle	4	439	1983-87
17.	1144	Morgan Everson	3	428	1963-66
18.	1134	Dale Anderson	3	439	1959-62
19.	1118	Jeremy Bettis	4	423	1999-03
20.	1090	Herb Spier	3	388	1959-62
21.	1027	Mike Luegers	4	434	1974-78
22.	1004	John Bunnell	4	295	1954-58
23.	979	Mike Moore	3	449	2005-
	979	Phil Wendel	4	292	1982-86
25.	954	Troy Greenlee	4	397	1987-91



Brett Crist



Brett Hecko

### SCORING AVERAGE

19.2	Dale Anderson	1959-62
18.9	Tom McCormick	1966-69
18.6	Bob Schrier	1953-57
18.1	Gary Pittenger	1970-73
17.6	Morgan Everson	1963-66
16.3	Jeff Bibbs	1976-80
15.8	Herb Spier	1959-62
15.6	Joe Nixon	1998-02
15.5	Brett Crist	1987-91
15.4	Jeff Hallgren	1974-78

### FIELD GOALS

683	Jeff Bibbs	1976-80
655	Brett Hecko	1988-92
600	Joe Ringger	1999-03
594	Brett Crist	1987-91
561	Dave Hathaway	1980-84
555	Joe Nixon	1998-02
542	Jeff Hallgren	1974-78
533	Tom McCormick	1966-69
524	Bob Schrier	1953-57
521	Gary Pittenger	1970-73

### FIELD GOAL ATTEMPTS

1421	Jeff Bibbs	1976-80
1327	Bob Schrier	1953-57
1226	Brett Crist	1987-90
1167	Jeff Hallgren	1974-78
1153	Herb Spier	1960-62
1112	Brett Hecko	1988-92
1107	Joe Nixon	1998-02
1101	Tom McCormick	1966-69
1095	Dave Hathaway	1980-84
1080	Gary Pittenger	1970-73

### FIELD GOAL PERCENTAGE

(Minimum 250 made; active players not included)

.589	Brett Hecko (655-1112)	1988-92
.587	Craig McAtee (276-470)	1981-85
.581	Mike Luegers (420-723)	1974-78
.571	Mike Connor (509-892)	1984-88
.571	David Galle (485-850)	1983-87
.568	Jim Sandgren (254-447)	1984-88
.562	Joe Ringger (600-1068)	1999-03
.546	Austin Brown (335-614)	2003-07
.545	Joe Vanderkolk (269-494)	1982-86
.527	Stephen Schott (516-979)	2004-08

### THREE-POINT FIELD GOALS

240	Alex Stewart	2002-06
232	Troy Greenlee	1987-91
208	Reid Sakel	2003-07
184	Joe Nixon	1998-02
168	Mike Moore	2005-

136	Ryan Hooker	1993-97
135	Todd Seifferlein	1989-93
125	Bob Steiner	1997-01
123	Mike Howland	1998-02
106	Ryan Wertz	2004-08

### THREE-POINT ATTEMPTS

573	Alex Stewart	2002-06
527	Reid Sakel	2003-07
473	Troy Greenlee	1987-91
438	Joe Nixon	1998-02
423	Mike Moore	2005-
334	Ryan Hooker	1993-97
298	Mike Howland	1998-02
294	Todd Seifferlein	1989-93
283	Ryan Wertz	2004-08
279	Bob Steiner	1997-01

### THREE-POINT PERCENTAGE

(Min. 50 Made; active players not listed)

.490	Troy Greenlee (232-473)	1987-91
.463	Randy Biederstedt (57-123)	1984-88
.459	Todd Seifferlein (135-294)	1989-93
.451	Zach Phelps (96-213)	1991-94
.448	Bob Steiner (125-279)	1998-01
.442	Jason Krag (95-215)	1993-97
.431	Mark Burgher (78-181)	1989-93
.420	Joe Nixon (184-438)	1998-02
.419	Alex Stewart (240-573)	2002-06
.413	Mike Howland (123-298)	1998-02

### FREE THROWS MADE

414	Brett Crist	1987-91
373	Stephen Schott	2004-08
368	Ryan Hooker	1993-97
367	Bob Schrier	1953-57
364	Brett Hecko	1988-92
357	Mike Howland	1998-02
324	Morgan Everson	1963-66
318	Gary Pittenger	1970-73
315	Joe Ringger	1999-03
266	Jeff Bibbs	1976-80

### FREE THROW ATTEMPTS

614	Joe Ringger	1999-03
551	Brett Crist	1987-91
517	Brett Hecko	1988-92
508	Stephen Schott	2004-08
497	Ryan Hooker	1993-97
466	Mike Howland	1998-02
451	Gary Pittenger	1970-73
413	Morgan Everson	1963-66
369	Dale Anderson	1959-62
359	Kirk Kitzinger	1976-80

### FREE THROW PERCENTAGE

(Minimum 100 made; active players not included)

.861	Gregg Notestine (124-144)	1980-83
.859	Ted Rutan (128-149)	1981-83
.832	Joe Nixon (252-303)	1998-02
.823	John Chin (130-158)	1971-74
.821	Reid Sakel (179-218)	2003-07
.819	Todd Seifferlein (240-293)	1989-93
.816	Zach Phelps (199-244)	1991-94
.812	Jeremy Bettis (225-277)	1999-03
.803	Joe Dixon (118-147)	1980-83
.800	Dave Hathaway (248-310)	1980-84

### REBOUNDS

893	Brett Hecko	1988-92
845	Herb Spier	1959-62
816	Stephen Schott	2004-08
761	Joe Ringger	1999-03
730	Jim Jackson	1966-69
725	Bill Caskey	1974-78
698	Tom McGurk	1965-68
686	Mike Luegers	1974-78
671	Bob Schrier	1953-57
638	Kyle Fort	1971-74

### REBOUND AVERAGE

12.6	Jim Jackson	1966-69
12.2	Herb Spier	1959-62
10.1	Tom McGurk	1965-68
9.1	Larry Downs	1967-70
8.9	Dwight Tallman	1956-59
8.9	Tom Johnson	1954-58
8.8	Bob Schrier	1953-57
8.7	Morgan Everson	1963-66
8.6	Kyle Fort	1971-74

### ASSISTS

600	Phil Wendel	1982-86
490	Mike Howland	1998-02
459	Mike Moore	2005-08
380	Scott Lewis	1983-87
351	Brett Crist	1987-91
341	Ted Rutan	1981-83
332	Brad Brownell	1988-91
260	Jeff Bibbs	1976-80
241	Eric Bruksch	1989-93
223	Joey Hanger	2001-05

### BLOCKED SHOTS

88	Jim Giesen	1991-95
78	Jeremy Bettis	1999-03
61	Craig McAtee	1981-85
56	Matt Carpenter	1992-94
54	Brian Oilar	2004-08
53	Joe Ringger	1999-03
51	Matt McDonald	2003-07
44	Rick Brown	1993-97
44	Brett Hecko	1988-92
42	Dave Hathaway	1980-84

### STEALS

172	Phil Wendel	1982-86
166	Scott Lewis	1983-87
141	Jon Owens	2000-04
141	Eric Bruksch	1989-93
126	Ryan Hooker	1993-97
123	Brett Crist	1987-91
122	Brett Hecko	1988-92
119	David Galle	1983-87
112	Mike Connor	1984-88
110	Alex Stewart	2002-06

### GAMES PLAYED

113	David Galle	1983-87
111	Scott Lewis	1983-87
110	Brett Hecko	1988-92
110	Mike Connor	1984-88
110	Phil Wendel	1982-86
109	Brett Crist	1987-91
107	Stephen Schott	2004-08
107	Reid Sakel	2003-07
106	Dave Ferrell	1988-92
106	Troy Greenlee	1987-91

## Single-Season Leaders

### POINTS

604	Brett Crist	1989-90
582	Tom McCormick	1868-69
575	Jeff Bibbs	1979-80
561	Dick Tharp	1969-70
536	Gary Pittenger	1971-72
528	Ron Zalewski	1962-63
526	Jeff Bibbs	1978-79
524	Zach Phelps	1993-94
498	Joe Nixon	2001-02
492	Brett Hecko	1990-91

### SCORING AVERAGE

24.4	Dick Tharp	1969-70
24.3	Tom McCormick	1968-69
23.0	Jeff Bibbs	1979-80
23.0	Ron Zalewski	1962-63
22.3	Gary Pittenger	1971-72
22.0	Dale Anderson	1960-61
21.0	Jeff Bibbs	1978-79
21.0	Bob Schrier	1953-54
20.0	Bob Schrier	1955-56
19.5	Brett Crist	1989-90

### FIELD GOALS

237	Jeff Bibbs	1979-80
232	Tom McCormick	1968-69
216	Brett Crist	1989-90
213	Jeff Bibbs	1978-79
212	Dick Tharp	1969-70
203	Jeff Hallgren	1977-78
203	Gary Pittenger	1971-72
198	Ron Zalewski	1962-63
195	Joe Ringger	2001-02
195	Brett Hecko	1990-91

### FIELD GOAL ATTEMPTS

487	Ron Zalewski	1962-63
461	Jeff Bibbs	1979-80
461	Jeff Bibbs	1978-79
460	Tom McCormick	1968-69
438	Jeff Hallgren	1977-78
431	Gary Pittenger	1971-72
427	Brett Crist	1989-90
418	Bob Schrier	1953-57
413	Jim Callane	1963-64
412	Joe LeFevre	1972-73
412	Dick Tharp	1969-70

### FIELD GOAL PERCENTAGE (60 FGM)

.637	Brett Hecko	1990-91
.632	Mike Connor	1987-88
.614	Craig McAtee	1984-85
.602	Joe Ringger	2001-02
.594	Jim Sandgren	1987-88
.593	David Galle	1985-86
.591	Jim Sandgren	1986-87
.588	Mike Luegers	1977-78
.587	Mike Luegers	1976-77
.584	Craig McAtee	1983-84

### THREE-POINT FIELD GOALS

100	Troy Greenlee	1989-90
88	Joe Nixon	2001-02
81	Alex Stewart	2005-06
71	Todd Seifferlein	1982-93
69	Troy Greenlee	1990-91
66	Mike Moore	2007-08
66	Reid Sakel	2006-07
65	Zach Phelps	1993-94
61	Mike Moore	2006-07
58	Alex Stewart	2003-04
58	Todd Seifferlein	1991-92

### THREE-POINT ATTEMPTS

207	Troy Greenlee	1989-90
199	Joe Nixon	2001-02
180	Reid Sakel	2006-07
166	Alex Stewart	2005-06

165	Alex Stewart	2003-04
163	Mike Moore	2007-08
161	Zach Phelps	1993-94
150	Alex Stewart	2004-05
148	Todd Seifferlein	1992-93
146	Mike Moore	2006-07

### THREE-POINT PERCENTAGE (15 3FGM)

.655	Troy Greenlee	1987-88
.592	Zach Phelps	1992-93
.510	Brian Oilar	2006-07
.509	Mark Burgher	1992-93
.500	Joey Hanger	2004-05
.500	Jon Owens	2003-04
.492	Jason Kreag	1994-95
.489	Alex Stewart	2002-03
.488	Alex Stewart	2005-06
.483	Troy Greenlee	1989-90

### FREE THROWS MADE

143	Zach Phelps	1993-94
139	Brett Crist	1989-90
137	Dick Tharp	1969-70
132	Ron Zalewski	1962-63
130	Gary Pittenger	1971-72
122	Bob Schrier	1955-56
118	Todd Seifferlein	1991-92
118	Tom McCormick	1968-69
118	Morgan Everson	1964-65
117	Brett Crist	1990-91

### FREE THROW ATTEMPTS

201	Joe Ringger	2001-02
184	Brett Crist	1989-90
182	Gary Pittenger	1971-72
181	Ron Zalewski	1962-63
173	Joe Ringger	2002-03
172	Zach Phelps	1993-94
172	Brett Hecko	1991-92
170	Dick Tharp	1969-70
166	Bob Schrier	1954-55
157	Kent Guild	1952-53

### FREE THROW PERCENTAGE (50 FTM)

.900	Jim Powers	1976-77
.899	Brad Brownell	1988-89
.878	Joe Nixon	2001-02
.876	Ted Rutan	1982-83
.857	Reid Sakel	2004-05
.852	Gregg Notestine	1981-82
.849	Joe Nixon	1999-00
.845	Stan Bahler	1965-66
.844	Neal Ogle	1983-84
.833	Dave Hathaway	1983-84
.833	Ted Rutan	1981-82

### REBOUNDS

309	Larry Downs	1969-70
298	Jim Jackson	1967-68
295	Brett Hecko	1989-90
294	Jim Jackson	1966-67
294	Herb Spier	1960-61
290	Kirk Kitzinger	1979-80
279	Herb Spier	1961-62
272	Mike Luegers	1976-77
272	Herb Spier	1959-60
272	Dwight Tallman	1958-59

### REBOUND AVERAGE

14.4	Gene Loercher	1953-54
13.6	Dwight Tallman	1958-59
13.4	Larry Downs	1969-70
13.4	Jim Jackson	1966-67
13.4	Herb Spier	1960-61
12.4	Jim Jackson	1967-68
11.8	Herb Spier	1959-60
11.6	Herb Spier	1961-62
11.6	Kirk Kitzinger	1979-80
11.5	Sam Ulmer	1954-55

### ASSISTS

180	Mike Howland	2001-02
178	Phil Wendel	1983-84
175	Phil Wendel	1985-86
171	Ted Rutan	1982-83
170	Ted Rutan	1981-82
168	Mike Moore	2007-08
160	Phil Wendel	1984-85
152	Mike Moore	2006-07
139	Mike Moore	2005-06
132	Brad Brownell	1989-90

### BLOCKED SHOTS


50	Jim Giesen	1994-95
41	Matt Carpenter	1993-94
34	Jeremy Bettis	2002-03
33	Jim Giesen	1993-94
29	David Gray	2007-08
28	Troy Langston	1980-81
27	Jeremy Bettis	2001-02
25	Matt McDonald	2005-06
24	Rick Brown	1994-95
23	Craig McAtee	1984-85

### STEALS

70	Eric Bruksch	1991-92
56	Gregg Notestine	1980-81
54	Phil Wendel	1983-84
53	Ted Rutan	1982-83
49	Eric Bruksch	1992-93
47	Brad Brownell	1989-90
47	Scott Lewis	1986-87
47	Scott Lewis	1985-86
47	Phil Wendel	1984-85
46	Brett Hecko	1990-91

### GAMES PLAYED

31	Brad Brownell	1989-90
31	Brett Crist	1989-90
31	Mike Daniel	1989-90
31	Troy Greenlee	1989-90
31	Brett Hecko	1989-90
31	Todd Snoeyink	1989-90
30	Dave Ferrell	1989-90
30	Neal Watson	1989-90
30	Juan Aponte	1983-84
30	David Galle	1983-84
30	Dave Hathaway	1983-84



*Troy Greenlee's 31 straight games in 1990 with at least one three-pointer remains an NCAA Division III record.*





# DePauw Basketball History

1932-33	George Eubanks	33	49	.673
1933-34	Charles Isley	24	33	.727
1934-35	Robert Lee	15	26	.576
	Loren Miller	15	26	.576
1935-36	Willard Youngblood	23	32	.718
1936-37	John Stimson	67	96	.698
1937-38	Herb Kixmiller	51	73	.698
1938-39	Herb Kixmiller	21	32	.633
1939-40	Earl Shally	38	60	.656
1940-41	Joe Prewitt	45	73	.616
1941-42	Wally Etcheson	46	57	.807
1942-43	Dan Guinnup	29	42	.690
1943-44	Charles Radcliffe	32	54	.593
1944-45	Bill Walton	28	41	.683
1945-46	Bill Standish	19	32	.593
1946-47	Bill Walton	43	59	.728
1947-48	Russell Freeland	27	38	.710
1948-49	Tom Beck	23	28	.821
1949-50	Tom Beck	70	97	.722
1950-51	Kent Guild	61	80	.741
1951-52	Gene Loercher	36	49	.735
1952-53	Gene Loercher	55	77	.714
	Bob Ratzler	30	42	.714
1953-54	Gene Loercher	67	93	.720
1954-55	Bob Pierce	44	56	.786
1955-56	Tom Johnson	67	85	.788
1956-57	Morrie Goodnight	44	56	.786
1957-58	John Bunnell	68	93	.731
1958-59	Carl Meditch	58	73	.795
1959-60	Jim Zerface	58	71	.817
1960-61	Larry Leas	46	65	.708
1961-62	Larry Salmela	62	84	.738
1962-63	Jim Callane	48	61	.787
1963-64	Jim Callane	81	108	.750
1964-65	Morgan Everson	118	152	.776
1965-66	Stan Bahler	49	58	.845
1966-67	Tom McGurk	74	96	.771
1967-68	Tom McCormick	82	103	.796
1968-69	Tom McCormick	118	142	.831
1969-70	Dick Tharp	137	170	.806
1970-71	Rocky Bowers	51	65	.785
1971-72	John Chin	48	61	.787
1972-73	Gary Pittenger	91	117	.778
1973-74	John Chin	40	43	.930
1974-75	Steve McCabe	32	47	.680
1975-76	Randy Wells	53	68	.779
1976-77	Randy Wells	61	85	.717
	Jim Powers	45	50	.900
1977-78	Jeff Hallgren	58	75	.773
1978-79	Jeff Bibbs	100	122	.820
1979-80	Jeff Bibbs	101	130	.777
1980-81	Greg Notestine	44	50	.880
1981-82	Greg Notestine	52	61	.852
1982-83	Ted Rutan	78	89	.876
1983-84	Neal Ogle	76	90	.844
1984-85	Phil Wendel	60	76	.789
1985-86	Dan Falotico	70	92	.760
1986-87	Mike Connor	62	91	.681
1987-88	Dan Falotico	53	70	.757
1988-89	Brad Brownell	62	69	.899
1989-90	Brett Crist	139	184	.755
1990-91	Tim Frey	73	96	.760
1991-92	Todd Seifferlein	118	149	.792
1992-93	Todd Seifferlein	96	116	.828
1993-94	Zach Phelps	143	172	.831
1994-95	Jason Kreaag	49	60	.817
1995-96	Ryan Hooker	105	140	.750
1996-97	Ryan Hooker	109	143	.762
1997-98	Jack Kidd	65	83	.783
1998-99	Mike Howland	108	135	.800
1999-00	Joe Nixon	62	73	.849
2000-01	Joe Nixon	77	97	.794
2001-02	Joe Nixon	72	82	.878
2002-03	Jeremy Bettis	103	125	.824
2003-04	Joey Hanger	51	78	.654
2004-05	Reid Sakel	54	63	.857
2005-06	Stephen Schott	98	133	.737
2006-07	Stephen Schott	83	110	.755
2007-08	Mike Moore	83	107	.776

## ASSISTS

YEAR	NAME	ASSTS.
1974-75	Tom Netzel	43
1975-76	Tom Netzel	58
1976-77	Randy Wells	83
1977-78	Jeff Bibbs	57
	Bill Caskey	57
1978-79	Jeff Bibbs	76
1979-80	Jeff Bibbs	82
1980-81	Greg Notestine	78
1981-82	Ted Rutan	170
1982-83	Ted Rutan	171
1983-84	Phil Wendel	178
1984-85	Phil Wendel	160
1985-86	Phil Wendel	175
1986-87	Scott Lewis	108
1987-88	Brett Crist	84
1988-89	Brad Brownell	82

1989-90	Brad Brownell	132
1990-91	Brad Brownell	118
1991-92	Eric Bruksch	114
1992-93	Eric Bruksch	111
1993-94	Zach Phelps	71
1994-95	Jason Kreaag	72
1995-96	Jason Kreaag	54
1996-97	Ryan Hooker	64
1997-98	Craig Stewart	47
1998-99	Mike Howland	91
1999-00	Mike Howland	116
2000-01	Mike Howland	103
2001-02	Mike Howland	180
2002-03	Wes Thornhill	61
2003-04	Joey Hanger	76
2004-05	Joey Hanger	71
2005-06	Mike Moore	139
2006-07	Mike Moore	152
2007-08	Mike Moore	168

## STEALS

YEAR	NAME	STLS
1979-80	Jeff Bibbs	45
1980-81	Greg Notestine	56
1981-82	Ted Rutan	40
1982-83	Ted Rutan	53
1983-84	Phil Wendel	54
1984-85	Phil Wendel	47
	Scott Lewis	47
1985-86	Scott Lewis	47
1986-87	Scott Lewis	45
1987-88	Jim Sandgren	34
1988-89	Brett Crist	30
1989-90	Brad Brownell	47
1990-91	Brett Hecko	46
1991-92	Eric Bruksch	70
1992-93	Eric Bruksch	49
1993-94	Zach Phelps	35
	Matt Carpenter	35
1994-95	Ryan Hooker	41
1995-96	Ryan Hooker	26
1996-97	Craig Stewart	35
1997-98	Craig Stewart	35

1998-99	Mike Howland	37
1999-00	Dave Gifford	34
2000-01	Jon Owens	37
2001-02	Jon Owens	33
2002-03	Jon Owens	35
2003-04	Jon Owens	36
2004-05	Alex Stewart	31
2005-06	Alex Stewart	42
2006-07	Mike Moore	38
2007-08	Mike Moore	40

## BLOCKED SHOTS

YEAR	NAME	BLKS.
1980-81	Troy Langston	28
1981-82	Dave Hathaway	12
1982-83	Craig McAtee	22
1983-84	Craig McAtee	13
1984-85	Craig McAtee	23
1985-86	Mike Connor	12
1986-87	Dan Falotico	12
1987-88	Jim Sandgren	16
1988-89	Kevin Lenz	11
1989-90	Brett Hecko	11
1990-91	Brett Hecko	13
1991-92	Brett Hecko	17
1992-93	Matt Carpenter	15
	Scott Thompson	15
1993-94	Phil Wendel	41
1994-95	Jim Giesen	50
1995-96	Matt McCollum	16
1996-97	Craig Stewart	8
1997-98	Craig Stewart	15
1998-99	Lars Matzerath	9
1999-00	Dave Gifford	8
2000-01	Jeremy Bettis	14
2001-02	Jeremy Bettis	27
2002-03	Jeremy Bettis	34
2003-04	Todd Capes	8
	Aaron Drake	8
2004-05	Brian Oilar	18
2005-06	Matt McDonald	25
2006-07	Matt McDonald	21
2007-08	David Gray	29

## DePauw in Postseason Play

**2007 NCAA Division III Championship**  
**First Round at St. Louis, Mo.**  
 Whitworth 62, DePauw 59 (1 ot)

**2006 NCAA Division III Championship**  
**First Round at Whitewater, Wis.**  
 Wisconsin-Whitewater 76, DePauw 68

**2002 NCAA Division III Championship**  
**Second Round at Greencastle, Ind.**  
 DePauw 89, Wittenberg 76  
**Round of 16 at Westerville, Ohio**  
 DePauw 90, Washington (Mo.) 87  
**Quarterfinal at Westerville, Ohio**  
 Otterbein 87, DePauw 79

**1993 NCAA Division III Championship**  
**Midwest Region First Round at Rock Island, Ill.**  
 Augustana 79, DePauw 66

**1992 NCAA Division III Championship**  
**Midwest Region First Round at Greencastle, Ind.**  
 Elmhurst 56, DePauw 49

**1991 NCAA Division III Championship**  
**Midwest Region Second Round at Lisle, Ill.**  
 Illinois Benedictine 76, DePauw 72

**1990 NCAA Division III Championship**  
**Midwest/West Second Round at Monmouth, Ill.**  
 DePauw 71, Monmouth 69

**Midwest-West Sectional at St. Paul, Minn.**  
 DePauw 75, St. Thomas 69 (2 ot) (semifinal)  
 DePauw 68, Illinois Wesleyan 65 (final)  
**NCAA Division III Final Four at Springfield, Ohio**  
 DePauw 82, Calvin 79 (semifinal)  
 Rochester 43, DePauw 42 (championship)

**1987 NCAA Division III Championship**  
**Midwest Region semifinal at Chicago, Ill.**  
 Illinois Wesleyan 69, DePauw 61 (first round)  
 DePauw 77, Ripon 66 (consolation)

**1986 NCAA Division III Championship**  
**Great Lakes Regional at Westerville, Ohio**  
 DePauw 69, Wittenberg 55 (first round)  
 Otterbein 82, DePauw 76 (regional championship)

**1985 NCAA Division III Championship**  
**Great Lakes Regional at Springfield, Ohio**  
 Wittenberg 70, DePauw 62 (first round)  
 Otterbein 79, DePauw 78 (consolation)

**1984 NCAA Division III Championship**  
**Great Lakes Regional at Greencastle, Ind.**  
 DePauw 62, Capital 60 (first round)  
 DePauw 54, Heidelberg 53 (1 ot) (regional championship)  
**NCAA quarterfinal at Greencastle, Ind.**  
 DePauw 98, Lemoyne-Owen 49  
**NCAA Final Four at Grand Rapids, Mich.**  
 Wis.-Whitewater 85, DePauw 69 (national semifinal)  
 DePauw 73, Upsala 67 (national consolation)

**1978 NCAA Division III Championship**  
**Regional at Lexington, Ky.**  
 Wooster 84, DePauw 74 (first round)  
 Transylvania 96, DePauw 79 (consolation)

**1968 NCAA College Division Championship**  
**Second Round at Normal, Illinois**  
 Illinois State 83, DePauw 81  
**Regional Consolation at Normal, Illinois**  
 South Dakota 86, DePauw 84

**1957 NCAA College Division Championship**  
**First Round at Owensboro, Ky.**  
 Kentucky Wesleyan 77, DePauw 62

**1947 National Intercollegiate Basketball**  
**Association Tournament**  
 at Kansas City, Mo.  
 DePauw 82, Oglethorpe 30  
 Mankato State 65, DePauw 54

## Year-by-Year Records

Year	W	L	Pct.	Coach
1904-05	3	2	.600	
1905-06	4	3	.571	
1906-07	5	6	.455	Boher
1907-08	7	7	.500	Arthur M. Brown
1908-09	7	6	.538	Arthur M. Brown
1909-10	7	7	.500	Arthur M. Brown
1910-11	6	8	.429	R.C. Tapp
1911-12	2	9	.182	Ashel Cunningham
1912-13	0	6	.000	Ashel Cunningham
1915-16	2	7	.222	Ralph Young
1916-17	7	7	.500	Edbert Charles Buss
1917-18	7	8	.467	Edbert Charles Buss
1918-19	12	3	.800	Edbert Charles Buss
1919-20	13	3	.812	Edbert Charles Buss
1920-21	15	3	.833	Edbert Charles Buss
1921-22	17	3	.850	Fred M. Walker
1922-23	15	3	.833	James N. Ashmore
1923-24	13	3	*.794	James N. Ashmore
1924-25	11	8	.579	Walter Guy Morrison
1925-26	9	7	.563	William Leonard Hughes
1926-27	8	8	.500	William Leonard Hughes
1927-28	8	9	.471	Donovan Moffett
1928-29	9	8	.529	Donovan Moffett
1929-30	9	7	.563	Donovan Moffett
1930-31	12	6	.667	Donovan Moffett
1931-32	14	2	.875	Donovan Moffett
1932-33	11	6	.647	Donovan Moffett
1933-34	12	4	.750	Donovan Moffett
1934-35	7	10	.412	Donovan Moffett
1935-36	5	11	.313	Donovan Moffett
1936-37	10	8	.556	Donovan Moffett
1937-38	8	9	.471	Donovan Moffett
1938-39	12	5	.706	Donovan Moffett
1939-40	5	11	.313	Donovan Moffett
1940-41	9	7	.563	Donovan Moffett
1941-42	11	7	.611	Donovan Moffett
1942-43	7	11	.389	Lloyd Messersmith
1943-44	12	6	.667	Lloyd Messersmith
1944-45	10	8	.556	Lloyd Messersmith
1945-46	7	10	.412	Donovan Moffett
1946-47	16	3	.842	Hal Hickman
1947-48	14	6	.700	Hal Hickman
1948-49	12	7	.632	Hal Hickman
1949-50	11	7	.611	Jay McCreary
1950-51	14	3	.824	Jay McCreary
1951-52	9	9	.500	Robert Harvey
1952-53	8	11	.425	Robert Harvey
1953-54	10	10	.500	Robert Harvey
1954-55	8	11	*.425	Cal Luther
1955-56	13	8	.619	Cal Luther
1956-57	12	9	.571	Cal Luther
1957-58	12	12	.500	Cal Luther
1958-59	3	18	.143	Elmer McCall
1959-60	9	14	.391	Elmer McCall
1960-61	11	11	.500	Elmer McCall
1961-62	11	13	.458	Elmer McCall
1962-63	5	18	.217	Elmer McCall
1963-64	9	13	.409	Elmer McCall
1964-65	10	12	.455	Elmer McCall
1965-66	12	11	.522	Elmer McCall
1966-67	10	12	.455	Elmer McCall
1967-68	16	8	.667	Elmer McCall
1968-69	15	9	.625	Elmer McCall
1969-70	12	11	.522	Elmer McCall
1970-71	5	20	.200	Elmer McCall
1971-72	5	19	.208	Elmer McCall

Year	W	L	Pct.	Coach
1972-73	8	18	.308	Elmer McCall
1973-74	5	20	.200	Elmer McCall
1974-75	6	19	.240	Elmer McCall
1975-76	7	17	.292	Elmer McCall
1976-77	9	15	.375	Elmer McCall
1977-78	14	12	.538	Elmer McCall
1978-79	10	15	.400	Page Cotton
1979-80	16	9	.640	Page Cotton
1980-81	5	20	.200	Page Cotton
1981-82	12	13	.480	Mike Steele
1982-83	18	7	.720	Mike Steele
1983-84	25	5	.833	Mike Steele
1984-85	21	7	.750	Mike Steele
1985-86	26	2	.929	Mike Steele
1986-87	22	6	.786	Mike Steele
1987-88	18	8	.692	Royce Waltman
1988-89	18	8	.692	Royce Waltman
1989-90	24	7	.774	Royce Waltman
1990-91	19	8	.704	Royce Waltman
1991-92	20	7	.741	Royce Waltman
1992-93	19	7	.731	Bill Fenlon
1993-94	18	9	.667	Bill Fenlon
1994-95	14	12	.538	Bill Fenlon
1995-96	17	9	.654	Bill Fenlon
1996-97	12	13	.480	Bill Fenlon
1997-98	12	13	.480	Bill Fenlon
1998-99	15	10	.600	Bill Fenlon
1999-00	17	8	.680	Bill Fenlon
2000-01	19	6	.760	Bill Fenlon
2001-02	24	4	.857	Bill Fenlon
2002-03	18	8	.692	Bill Fenlon
2003-04	16	10	.615	Bill Fenlon
2004-05	12	13	.480	Bill Fenlon
2005-06	15	13	.536	Bill Fenlon
2006-07	22	6	.786	Bill Fenlon
2007-08	19	7	.731	Bill Fenlon

\*Winning percentages in 1923-24 and 1954-55 include ties.

### ALL-TIME COACHING RECORDS

COACH	YEARS	W	L	PCT
Bill Fenlon	1992-present	269	148	.645
Elmer McCall	1958-78	182	290	.386
Donovan Moffett	1927-42, 45-46	149	120	.554
Mike Steele	1981-87	124	40	.756
Royce Waltman	1987-92	99	38	.723
Edbert Charles Buss	1916-21	54	24	.692
Cal Luther	1954-58	45	40	*.529
Hal Hickman	1946-49	42	16	.724
Page Cotton	1978-81	31	44	.413
James Ashmore	1922-24	28	6	*.814
Robert Harvey	1951-54	27	30	.474
Lloyd Messersmith	1942-45	29	25	.537
Jay McCreary	1949-51	25	10	.714
Arthur Brown	1907-10	21	20	.512
Fred Walker	1921-22	17	3	.850
William Hughes	1925-27	17	15	.531
Walter Morrison	1924-25	11	8	.579
R. C. Tapp	1910-11	6	8	.429
Boher	1906-07	5	6	.455
Ralph Young	1915-16	2	7	.222
Ashel Cunningham	1911-13	2	15	.118
Years with no coach	1904-06	7	5	
<b>TOTALS</b>	<b>102 SEASONS</b>	<b>1192</b>	<b>918</b>	<b>.565</b>

\*\*Percentages of Luther and Ashmore also include one tie each.

# DePauw Basketball History

## All-Time Scores

<b>1904-05 (3-2)</b>		Rose Poly	L 21 22	Rose Poly	W 39 13	<b>1922-23 (15-3)</b>		Indiana	L 30 45
Hanover	W 34 17	Butler	W 15 14	Earlham	W 24 15	Indiana Dental	W 37 23	Bradley Tech.	W 41 37
State Normal	W 49 22	Wabash	L 19 21			Earlham	W 32 12	Purdue	W 34 28
State Normal	W 26 24	Purdue	L 11 46	<b>1918-19 (12-3)</b>		Beloit	W 22 18	Georgia Tech	W 51 28
Rose Poly	L 21 41	Franklin	L 19 23	Central	W 32 16	Marquette	L 16 23	Wisconsin	L 20 24
Rose Poly	L 24 34	State Normal	W 34 19	Em Roes	W 28 25	Carnegie Tech.	W 67 25	State Normal	W 45 32
<b>1905-06 (4-3)</b>		Wabash	L 8 42	Purdue	L 26 28	Franklin	L 18 24	Franklin	L 25 49
Battery A.	L 22 23	Earlham	W 23 20	Butler	W 45 22	Charleston	W 31 11	Wabash	L 23 39
Earlham	W 42 28	Rose Poly	L 22 40	Wabash	W 33 24	Marquette	W 39 16	Butler	L 25 30
State Normal	W 25 11	Butler	L 18 25	Indiana	W 21 17	St. Louis	W 45 13	Earlham	W 44 24
Hanover	W 20 5	Hanover	W 33 17	Michigan Aggies	L 17 18	Earlham	W 29 16	State Normal	W 28 23
Rose Poly	L 24 33	<b>1911-12 (2-9)</b>		Butler	W 48 29	Butler	L 22 28	Oberlin	W 41 30
State Normal	W 26 16	State Normal	L 10 18	Grt. Lakes Aviation	W 29 17	Notre Dame	W 32 31	Butler	L 33 40
Rose Poly	L 24 37	Indiana	L 15 23	Notre Dame	W 39 23	Wabash	W 25 23	Wabash	L 31 42
<b>1906-07 (5-6)</b>		Wabash	L 8 32	Michigan Aggies	W 21 12	St. Louis	W 32 30	Franklin	L 28 48
Indiana	L 21 22	Franklin	L 16 19	Anderson Y.M.C.A.	W 33 26	Notre Dame	W 29 28	<b>1927-28 (8-9)</b>	
Purdue	L 11 43	State Normal	W 25 17	Wabash	W 25 24	Manchester	W 45 37	Earlham	W 20 18
Rose Poly	L 21 33	Wabash	L 11 38	Notre Dame	W 41 20	All Stars	W 45 22	Indiana Central	W 43 41
Butler	W 28 15	Franklin	L 21 26	Indiana	L 16 17	Wabash	W 23 18	Purdue	L 27 36
Indiana	L 16 32	Butler	W 21 19	<b>1919-20 (13-3)</b>		<b>1923-24 (13-3-1)</b>		Wisconsin	L 17 22
State Normal	W 24 18	Rose Poly	L 12 24	State Normal	W 61 8	Illinois	W 29 28	Chicago	L 26 30
Butler	W 28 19	Earlham	L 18 26	Hanover	W 60 10	Wisconsin	***T 25 25	Illinois Wesleyan	L 23 25
Purdue	W 23 21	Butler	L 15 20	Franklin	W 30 10	Lombard	**L 25 26	Franklin	W 37 21
State Normal	W 28 22	<b>1912-13 (0-6)</b>		Em Roe	W 37 26	Earlham	W 29 11	Wabash	W 24 23
Rose Poly	L 21 23	State Normal	L 31 33	Butler	W 48 4	Chicago	W 24 18	Ball State	W 23 16
Wabash	L 12 35	Indiana	L 14 30	Purdue	L 31 32	State Normal	W 47 14	Butler	L 19 36
<b>1907-08 (7-7)</b>		Wabash	L 16 46	Butler	W 38 10	Butler	W 36 21	State Normal	L 18 29
Hanover	W 21 16	Franklin	L 26 32	Purdue	L 25 26	Wabash	W 20 19	State Normal	L 28 32
Rose Poly	L 12 24	<b>1913-14</b>		Wabash	W 32 16	Butler	W 23 17	Franklin	W 28 25
Earlham	W 24 11	No Games		Notre Dame	W 38 33	Northwestern	W 15 10	Wabash	W 23 22
Indiana	L 4 25	<b>1914-15</b>		Michigan Aggies	W 33 21	Marquette	W 20 18	Ball State	L 28 29
Hanover	W 33 26	No Games		Michigan Aggies	W 31 18	Concordia	W 44 8	Earlham	W 33 24
Indiana	L 11 33	<b>1915-16 (2-7)</b>		Notre Dame	W 31 20	Franklin	L 32 28	Butler	L 27 32
Butler	L 22 23	Franklin	L 12 46	Wake Forest	W 52 14	Earlham	W 36 31	<b>1928-29 (9-8)</b>	
Miami	W 42 14	Wabash	L 12 46	Wabash	L 26 36	Wabash	W 41 17	Rose Poly	W 52 13
Butler	W 27 21	State Normal	L 26 32	Earlham	W 42 13	Marquette	W 29 20	Earlham	W 35 28
Miami	W 24 16	<b>1916-17 (7-7)</b>		<b>1920-21 (15-3)</b>		Franklin	L 42 28	State Normal	W 37 25
Earlham	L 24 29	Indiana Dentals	W 35 9	Lake Forest	W 52 14	<b>1924-25 (11-8)</b>		Chicago	W 23 19
State Normal	W Forfeit	Indiana	L 12 46	Em Roes	W 31 21	Danville	W 46 13	Purdue	L 24 47
Rose Poly	L 18 28	Indiana	L 5 27	Manchester	W 58 11	Hoosier Athl. Club	W 23 21	Illinois Wesleyan	L 15 20
Baker	L 21 43	Wabash	L 13 41	Dentals	W 36 14	Illinois	L 23 27	Indiana Central	W 31 28
<b>1908-09 (7-6)</b>		Butler	L 12 27	Em Roes	L 21 43	State Normal	W 27 20	Evansville	W 26 24
Rose Poly	L 25 49	Rose Poly	L 17 28	Earlham	W 51 31	Vanderbilt	W 28 20	Wabash	W 24 22
Hanover	W 31 15	State Normal	L 20 38	Wabash	L 19 20	Purdue	L 23 27	Franklin	L 31 42
Franklin	W 23 17	Franklin	W 21 17	Michigan Aggies	W 40 19	Hoosier Athl. Club	W 30 24	Butler	L 20 35
Wabash	L 23 30	Earlham	L 21 25	Notre Dame	W 26 25	Lombard	W 43 26	Earlham	L 17 18
State Normal	W 51 9	Earlham	W 25 17	Vincennes	W 27 22	Butler	L 16 18	State Normal	W 26 25
Indiana	L 20 31	<b>1917-18 (7-8)</b>		Notre Dame	W 31 26	Franklin	L 18 26	Evansville	W 34 26
Wabash	L 17 41	Dentals	W 32 21	Michigan Aggies	W 26 23	Wabash	L 23 43	Butler	L 23 34
Hanover	W 33 19	Indiana	L 14 24	Detroit	W 33 17	Wisconsin	L 23 27	Wabash	L 26 36
Rose Poly	W 34 20	Rose Poly	W 45 7	Indiana	L 18 24	Franklin	W 33 23	Franklin	L 32 34
Indiana	L 12 27	State Normal	W 22 17	Vincennes	W 38 22	Hanover	W 32 19	<b>1929-30 (9-7)</b>	
Butler	L 26 33	Rose Poly	W 40 9	Merch. Heat Light	W 62 17	Wabash	*L 26 30	Rose Poly	W 55 13
Earlham	W 29 22	Indiana	L 13 14	Earlham	W 48 27	Butler	L 25 30	Indiana University	W 26 24
Franklin	W 29 15	Earlham	W 32 29	Wabash	W 28 27	State Normal	W 35 28	Indiana State	L 27 32
<b>1909-10 (7-7)</b>		Wabash	L 7 29	<b>1921-22 (17-3)</b>		Hanover	W 35 18	Earlham	W 45 22
Indiana	L 17 25	St. Mary's	L 36 49	Earlham	W 33 19	<b>1925-26 (9-7)</b>		Illinois	W 28 26
Rose Poly	L 17 46	Indiana Dentals	W 31 18	Notre Dame	W 51 21	Earlham	W 44 29	Illinois Wesleyan	L 28 29
Wabash	L 15 25	Notre Dame	L 15 17	Indiana	W 41 24	Purdue	L 39 49	Franklin	W 42 29
Franklin	W 29 22	Wabash	L 20 36	Northwestern	W 27 19	Indiana	W 33 20	Evansville	W 41 12
Central (KY)	L 24 57	State Normal	L 25 44	Purdue	W 32 27	Evansville	L 24 44	Wabash	L 19 33
Kentucky	W 24 11	Earlham	W 29 19	Wabash	L 18 25	Kentucky	W 38 29	Butler	L 29 39
Georgetown (KY)	L 17 19	<b>1919-20 (13-3)</b>		Chicago	W 34 32	Wisconsin	L 31 32	Indiana State	L 27 33
Butler	W 32 29	Dentals	W 32 21	Lake Forest	W 31 17	Illinois Wesleyan	W 37 20	Indiana Central	W 41 13
Earlham	W 31 22	Central Normal	W 73 9	Centre	W 44 11	Wabash	L 32 39	Earlham	W 28 25
State Normal	W 42 16	Indiana	L 20 26	Indiana	L 32 36	Evansville	W 43 20	Evansville	W 41 23
Kentucky	W 28 16	Purdue	L 15 48	Detroit	W 46 18	Butler	L 23 43	Franklin	L 31 35
Wabash	W 25 23	Rose Poly	W 48 23	Earlham	W 43 30	Central Normal	W 33 18	Wabash	L 17 25
Butler	L 21 25	Wabash	L 16 17	Butler	W 29 23	Wabash	W 28 22	<b>1930-31 (12-6)</b>	
Louisville YMCA	L 16 35	Franklin	L 24 33	Rose Poly	W 64 14	Earlham	W 30 20	Rose Poly	W 41 19
<b>1910-11 (6-8)</b>		Earlham	W 30 28	Wabash	L 28 32	Franklin	L 27 45	Illinois	L 15 27
Central Normal	W 61 29	Dentals	L 13 23	Wilmington	W 41 18	Butler	L 27 28	Indiana	L 18 26
State Normal	W 45 11	Franklin	L 17 20	Notre Dame	W 43 22	Franklin	W 23 18	N.A.G.U.	W 33 14
Indiana	L 20 45	Indiana	L 22 34	Manchester	W 39 22	<b>1926-27 (8-8)</b>		Earlham	L 24 28
		Wabash	W 19 16	Lake Forest	W 56 16	Earlham	W 43 23	Cincinnati	W 30 21
		Purdue	L 11 41	Butler	W 25 16			Ohio University	W 32 26



# DePauw Basketball History

Ohio Wesleyan	L	31	35	Franklin	W	30	27	Carroll	L	31	36	Franklin	W	65	26	Chicago	W	77	37
Ball State	L	23	37	Wabash	L	25	36	Evansville	L	37	61	Ft. Knox	W	76	36	Ball State	L	46	48
Franklin	W	34	31					Franklin	W	35	31	Earlham	W	69	24	Butler	L	43	49
Miami	L	26	27	<b>1935-36 (5-11)</b>				Butler	L	21	47	Franklin	W	58	37	Hanover	W	61	50
Wabash	W	19	18	Wisconsin	L	16	18	Wabash	L	21	41	Kentucky U.	L	35	38	Ball State	W	58	55
Cincinnati	W	28	13	Beloit	W	39	16	Ball State	L	36	40	Navy V-5	W	33	29	Butler	L	42	67
Earlham	W	31	23	Manchester	L	22	29	Iowa	L	25	35	Great Lakes	L	35	54	Earlham	W	58	35
Miami	W	29	23	Earlham	L	21	34	Franklin	W	37	34	Wabash	W	33	28	Concordia	W	83	58
Wabash	W	30	22	Illinois	L	14	47	Earlham	L	41	49					Wabash	W	48	34
Franklin	W	40	32	Southwestern	W	37	33	Ball State	L	41	43	<b>1944-45 (10-8)</b>							
Ball State	W	25	21	Evansville	L	26	32	Earlham	L	27	39	Earlham	W	78	22	<b>1948-49 (12-7)</b>			
				Ball State	L	16	36	Butler	L	25	36	Earlham	W	60	57	Canterbury	W	52	48
<b>1931-32 (14-2)</b>				Franklin	W	25	18	Wabash	L	25	34	Franklin	W	71	33	Indiana U.	L	48	61
Franklin	W	23	17	Wabash	L	25	34	Huntington	W	41	26	Franklin	W	38	36	Earlham	W	62	33
Earlham	W	22	20	Huntington	W	41	26	Evansville	L	18	19	Great Lakes	L	37	53	Hanover	W	62	41
Indiana U.	W	26	19	Evansville	L	18	19	Ball State	L	25	36	Indiana U.	W	51	50	Ball State	L	41	60
Cincinnati	W	25	23	Ball State	L	25	36	Franklin	L	14	29	Indiana	L	38	58	Illinois Wesleyan	L	69	70
Ohio Wesleyan	W	32	23	Earlham	L	14	29	Wabash	W	36	28	Miami	L	43	44	James Millikin	L	54	73
Ohio University	W	30	15	Wabash	W	36	28	Earlham	L	38	55	Miami	W	66	43	Hanover	W	59	57
Cincinnati	W	27	26									Northwestern	L	43	56	Butler	L	36	63
Miami	L	18	23	<b>1936-37 (10-8)</b>								Purdue	L	31	47	Wabash	W	53	46
Wabash	W	27	8	Oakland City	W	27	26					Purdue	W	49	48	Carroll	W	75	42
Franklin	W	40	27	Rose Poly	W	41	17					Wabash	W	60	39	Ball State	W	75	65
Miami	W	26	15	Georgetown	W	32	29					Wabash	W	57	39	Earlham	W	62	49
Ohio Wesleyan	W	28	25	Illinois	L	24	44					Central Normal	W	45	39	Franklin	L	61	64
Denison	W	38	17	Earlham	L	19	23					Great Lakes	L	48	52	Canterbury	W	81	76
Ohio University	L	27	29	Evansville	W	35	29					Holy Cross	L	35	41	Ill. Wesleyan	W	68	60
Denison	W	23	21	Drury (Mo.)	*L	37	42					Louisville	L	40	41	Butler	L	49	56
Wabash	W	31	21	Springfield (Mo.)	L	24	41									Kalamazoo	W	57	56
				Huntington	W	37	17					<b>1945-46 (7-10)</b>				Wabash	W	65	57
<b>1932-33 (11-6)</b>				Franklin	L	24	32					Central Normal	W	32	27				
Evansville	L	25	28	Butler	W	29	28					Ball State	L	32	34	<b>1949-50 (11-7)</b>			
Franklin	W	34	24	Wabash	W	29	28					Franklin	W	45	37	Canterbury	W	59	41
Indiana	L	19	34	Franklin	L	19	21					Ball State	W	42	40	Purdue	L	49	70
Cincinnati	W	34	15	Earlham	L	29	36					Beloit	L	41	61	Indiana State	L	52	75
Wilmington	W	28	19	Ball State	W	27	25					Butler	L	44	48	James Millikin	W	62	55
Wittenberg	W	32	22	Butler	W	27	26					Butler	W	49	45	Ball State	W	62	47
Evansville	W	29	22	Wabash	W	37	19					Chicago U.	L	54	55	Carroll (Waukesha)	W	76	46
Wilmington	W	45	24	Ball State	L	26	36					Earlham	L	43	48	Hanover	W	85	71
Wabash	W	29	14									Earlham	L	37	45	Butler	L	49	50
Miami	W	40	17	<b>1937-38 (8-9)</b>								Franklin	W	39	37	Wabash	L	53	62
Earlham	L	24	31	Rose Poly	W	48	29					Northwestern	L	36	67	Indiana State	L	47	55
Cincinnati	L	15	16	Indiana	L	25	45					Wabash	W	49	40	Canterbury	W	63	58
Wittenberg	L	33	38	Oakland City	W	43	20					Wabash	W	27	21	Franklin	W	72	65
Franklin	W	40	12	Drury (Mo.)	L	13	25					Camp Atterbury	L	37	48	Kalamazoo	W	74	58
Miami	W	41	25	Beloit	W	34	30					Beloit	L	29	36	Butler	W	64	62
Wabash	W	28	21	Boston U.	W	31	24					Camp Atterbury	L	28	56	Ball State	L	57	63
Earlham	L	15	19	Earlham	L	32	34									Hanover	L	57	69
				Franklin	L	26	32					<b>1946-47 (16-3)</b>				Earlham	W	65	55
<b>1933-34 (12-4)</b>				Butler	L	28	32					Canterbury	W	56	43	Wabash	W	77	57
Ball State	L	20	21	Ball State	L	33	40					Franklin	W	55	52				
Indiana	L	16	24	Wabash	W	22	19					Ball State	W	62	54	<b>1950-51 (14-3)</b>			
Earlham	W	24	17	Earlham	W	33	24					Chicago U.	W	64	34	Canterbury	W	77	57
Wilmington	W	29	28	Ball State	L	25	34					Knox	W	55	42	Indiana	L	45	59
Wittenberg	W	26	24	Franklin	L	28	31					W. Illinois	W	55	51	Iowa	L	67	74
Evansville	W	27	25	Butler	L	24	40					Ball State	W	55	49	Indiana State	W	74	62
Centenary	L	19	20	Evansville	W	38	33					Butler	L	61	65	Earlham	W	44	36
Wilmington	W	43	16	Wabash	*W	32	23					Wabash	W	61	50	Ball State	W	52	46
Franklin	W	23	18									Kalamazoo	W	45	32	Ball State	W	52	46
Wabash	W	20	19	<b>1938-39 (12-5)</b>								Oberlin	W	47	36	Lake Forest	W	72	58
Illinois Normal	W	55	32	Rose Poly	W	55	25					Earlham	W	64	38	Hanover	W	67	52
Evansville	L	21	31	Oakland City	W	40	27					Franklin	W	66	46	Canterbury	W	80	64
Franklin	W	31	23	Evansville	W	38	32					Marshall	L	58	73	Wabash	W	66	44
Earlham	W	26	21	Lawrence	W	27	23					Butler	W	49	39	Indiana State	*W	67	60
Ball State	W	23	17	Carroll	L	26	28					Earlham	W	81	51	Illinois Tech	W	73	46
Wabash	W	31	23	Beloit	W	30	26					Wabash	W	62	49	Ball State	W	55	37
				Western St. (Mich.)	W	33	31					<b>NAIB TOURNAMENT</b>				Butler	W	61	53
<b>1934-35 (7-10)</b>				Evansville	W	39	22					Oglethorpe	W	82	30	Hanover	W	75	71
Evansville	L	12	20	Franklin	W	32	28					Mankato	L	54	65	Wabash	L	51	54
Anderson	W	49	19	Earlham	W	33	29					<b>1947-48 (14-6)</b>				Butler	W	46	36
Purdue	L	18	38	Butler	L	27	54					Hanover	W	71	52				
Indiana	W	31	24	Wabash	W	33	24					Franklin	L	65	68	<b>1951-52 (9-9)</b>			
Earlham	W	28	20	Ball St.	L	40	48					Indiana U.	L	43	59	Illinois Normal	W	62	58
Ball State	L	31	35	Franklin	**W	28	26					Canterbury	W	53	38	Purdue	L	56	68
Centenary	W	38	20	Butler	L	39	46					Wabash	W	56	44	Iowa	L	53	69
Evansville	W	27	24	Earlham	W	38	37					Carleton	W	50	47	Ball State	W	60	53
Wabash	L	30	35	Wabash	L	24	32					Wabash	W	50	47	Indiana State	W	62	61
Ball State	L	19	22									Concordia	W	57	39	Denison	W	76	56
Armour Tech	L	31	37	<b>1939-40 (5-11)</b>								Chicago U.	W	64	44	Butler	L	61	68
Wisconsin	L	27	28	Rose Poly	W	32	27					Earlham	W	59	41	Wabash	L	57	61
Franklin	L	22	23	Cornell	W	34	18					Penn. St.	L	49	68	Indiana State	L	52	71
Earlham	L	21	34	Evansville	L	31	43					Knox	W	83	49	Lake Forest	W	74	56
Armour Tech	W	37	24													Ball State	L	65	72
																Hanover	L	72	89

# DePauw Basketball History

Illinois Tech	W 78 74	Wabash	W 85 72	Wabash	L 58 91	MacMurray	W 89 82	Butler	L 63 107
Franklin	W 90 78	Valparaiso	L 56 64	Valparaiso	L 56 62	Washington (Mo.)	L 71 83	Valparaiso	L 71 110
Lake Forest	L 70 75	Lake Forest	L 53 62			Wheaton	L 72 77	Ball St.	L 72 106
Butler	L 55 70	Indiana St.	W 65 61	<b>1959-60 (9-14)</b>		Ball St.	L 61 77	St. Joseph's	W 88 73
Wabash	W 68 66	S.W. of Memphis	*W 77 72	Franklin	W 98 80	Evansville	L 62 69	Wheaton	W 81 78
Hanover	W 67 65	Ball St.	W 86 70	Indiana Central	W 90 85	Wheaton	W 59 53	Indiana St.	*L 90 97
<b>1952-53 (8-11)</b>		Butler	L 69 77	Denison	W 81 71	St. Joseph's	L 75 86	Evansville	W 87 86
Franklin	W 81 61	Valparaiso	W 65 64	Ball St.	W 84 79	Indiana St.	L 65 93	Butler	L 69 83
Hope	W 96 73	St. Joseph's	L 75 76	Akron	L 74 76	Butler	L 59 70	Wabash	W 82 69
Illinois Normal	W 82 75	Evansville	L 86 97	Wabash	L 55 86	Stetson	L 60 78		
Indiana State	L 58 61	Wabash	W 84 54	Centenary	L 59 71	Jacksonville	L 61 90	<b>1966-67 (10-12)</b>	
Ball State	L 72 81	<b>1956-57 (12-9)</b>		Arkansas St.	L 62 67	Valparaiso	W 69 68	Indiana U.	L 71 84
Wabash	W 89 82	Western Reserve	W 72 58	Evansville	L 74 93	Indiana St.	L 67 83	Wabash	W 75 66
Albion	W 100 85	Ball St.	W 89 67	St. Joseph's	L 69 89	Evansville	L 53 66	Illinois Wesleyan	L 53 74
Butler	L 68 93	Cincinnati	L 53 65	Valparaiso	L 68 84	Ball St.	L 76 87	Wheaton	W 96 94
Indiana State	*L 75 81	St. Joseph's	W 78 54	Butler	L 67 79	St. Joseph's	L 72 89	Colo. St. U.	L 60 89
Hanover	L 75 88	Indiana St.	W 73 55	Wheaton	*L 87 88	Valparaiso	W 70 69	Air Force	L 54 64
Ball State	W 81 73	Evansville	W 85 64	Indiana St.	W 81 73	Butler	L 71 79	St. Joseph's	*W 79 75
Illinois	L 50 93	Hanover	L 70 80	Illinois Wesleyan	W 77 68	Wabash	W 75 58	Indiana St.	L 66 89
Lake Forest	L 71 73	James Millikin	L 76 86	Washington (Mo.)	L 76 85	<b>1963-64 (9-13)</b>		Ball St.	W 92 91
Illinois Wesleyan	L 75 79	Illinois Wesleyan	W 79 74	St. Joseph's	W 97 87	Earlham	L 69 77	Valparaiso	L 70 101
Indiana Central	W 73 71	Evansville	W 70 63	Ball St.	W 80 72	Indiana Central	L 87 92	Evansville	L 71 78
Denison	L 77 84	Wabash	W 65 54	Indiana St.	L 71 78	Illinois Wesleyan	W 71 69	Butler	W 80 76
Butler	L 67 75	Valparaiso	L 76 78	Evansville	L 82 93	Wabash	W 82 77	Indiana St.	L 80 91
Hanover	W 89 83	Butler	L 64 70	Butler	L 66 69	Denison	L 55 71	Ball St.	W 81 71
Wabash	L 92 93	Indiana St.	W 55 48	Wabash	**W 80 78	Miami (O.)	L 68 79	St. Joseph's	W 86 59
<b>1953-54 (10-10)</b>		St. Joseph's	W 78 77	Valparaiso	L 49 69	Franklin	W 85 69	Wheaton	L 80 82
St. Joseph's	W 68 64	Ball State	L 76 96	<b>1960-61 (11-11)</b>		Evansville	L 53 97	Butler	W 62 61
Evansville	W 81 62	S.W. of Memphis	W 85 64	Centre College	W 107 60	Wheaton	W 96 90	Tulane	L 80 111
Ball State	W 82 72	Butler	L 68 77	Denison	W 97 52	St. Joseph's	L 66 87	Valparaiso	L 67 76
Indiana State	L 66 71	Wabash	L 62 65	Indiana Central	L 61 73	Indiana St.	W 87 71	Lake Forest	W 80 58
Wabash	W 68 59	Valparaiso	W 76 63	Ball St.	W 82 64	Butler	L 64 89	Wabash	W 81 70
Valparaiso	L 81 84	<b>NCAA College Division</b>		Wheaton	W 86 80	Centre	W 82 75	Evansville	L 70 73
Hope	W 83 80	Ky. Wesleyan	L 62 77	Wabash	W 80 72	Valparaiso	*L 78 84	<b>1967-68 (16-8)</b>	
St. Joseph's	L 78 86	<b>1957-58 (12-12)</b>		Fordham	L 72 78	Indiana St.	L 80 93	Wisconsin	L 68 90
Indiana State	W 67 57	Wheaton	L 68 75	Army	L 68 78	Evansville	L 78 103	Wabash	L 76 88
Butler	L 64 74	Carnegie Tech	W 63 61	St. Joseph's	W 103 84	Ball St.	L 81 93	Illinois Wesleyan	W 99 77
Hanover	W 82 72	Western Reserve	W 59 39	Valparaiso	W 101 95	St. Joseph's	W 80 69	Wheaton	**W 107 106
Illinois Wesleyan	L 77 93	St. Joseph's	W 64 59	Butler	L 72 77	Valparaiso	W 100 66	Navy	L 48 68
Evansville	L 72 83	UCLA	L 52 82	Evansville	L 79 84	Butler	L 71 73	St. Joseph's	W 86 73
Albion	W 96 78	UCLA	L 48 73	Indiana St.	W 94 89	Wabash	W 66 52	Ohio Wesleyan	W 88 75
Ball State	L 87 98	Indiana St.	W 70 52	Ill. Wesleyan	L 81 87	Ball St.	L 78 98	Denison	W 89 71
Lake Forest	L 76 77	Ball St.	L 45 66	Washington (Mo.)	W 90 70	<b>1964-65 (10-12)</b>		Indiana St.	L 66 86
Butler	W 83 73	Indiana Wesleyan	W 78 73	St. Joseph's	*L 72 77	Earlham	W 117 69	Ball St.	L 77 84
Hanover	L 86 89	James Millikin	W 95 69	Ball St.	L 93 99	Wheaton	L 80 81	Valparaiso	W 103 89
Wabash	W 89 76	Evansville	L 71 81	Indiana St.	L 72 82	Illinois Wesleyan	L 61 69	Rose Poly	W 110 92
Valparaiso	L 60 66	Wabash	L 67 78	Evansville	*W 86 85	Wabash	W 99 80	Evansville	L 75 92
<b>1954-55 (8-11-1)</b>		Butler	L 64 70	Butler	L 65 83	Denison	W 69 62	Butler	W 68 66
Indiana Central	L 70 74	Valparaiso	L 63 73	Wabash	L 75 82	Army	L 54 74	Indiana St.	W 98 84
Wabash	T 67 67	Indiana St.	W 77 69	Valparaiso	W 90 79	Colgate	L 81 87	Ball St.	W 90 79
Ball State	W 67 56	Washington (Mo.)	L 58 63	<b>1961-62 (11-13)</b>		Gannon	L 92 117	St. Joseph's	W 75 66
Indiana State	W 79 59	St. Joseph's	W 69 54	Denison	*L 82 86	Butler	W 90 88	Valparaiso	W 76 69
Valparaiso	L 53 73	Ball St.	L 68 77	Indiana Central	W 61 60	Valparaiso	W 83 82	Indiana Central	W 101 75
Evansville	L 68 83	Ohio Wesleyan	W 81 77	Ball St.	W 73 68	Evansville	L 88 117	Wabash	W 88 69
Indiana Central	W 83 64	Hanover	W 75 63	Illinois Wesleyan	W 71 53	Indiana St.	W 102 94	Evansville	W 84 82
Anderson	L 48 52	Evansville	L 65 78	Wabash	W 86 74	Evansville	L 81 97	<b>NCAA College Division</b>	
Butler	L 52 76	Butler	L 60 76	UCLA	L 62 91	St. Joseph's	L 72 93	Illinois St.	L 81 83
St. Joseph's	L 77 80	Wabash	W 68 59	Southern Calif.	L 66 75	Ball St.	L 73 85	South Dakota	L 84 86
Hanover	W 88 72	Valparaiso	W 82 65	Butler	W 85 69	Valparaiso	L 68 92	<b>1968-69 (15-9)</b>	
Valparaiso	W 83 65	<b>1958-59 (3-18)</b>		Harvard	L 56 88	Wheaton	W 103 85	Villanova	L 63 89
Indiana St.	W 64 61	Wheaton	L 50 88	William Jewell	L 59 61	Indiana St.	L 80 101	Wabash	W 102 88
Ball St.	L 62 75	Indiana Central	W 68 60	St. Joseph's	W 96 66	Butler	L 97 115	Illinois Wesleyan	L 78 87
Evansville	L 68 90	Denison	W 78 71	Valparaiso	L 78 85	St. Joseph's	W 85 73	Calif. Western	W 86 69
Wabash	L 76 86	Ball St.	L 60 74	Evansville	L 78 93	Wabash	W 99 76	Wheaton	W 109 87
Butler	L 47 68	Hanover	L 63 69	Indiana St.	W 91 79	Ball St.	W 86 82	Bucknell	L 64 71
Hanover	L 67 71	Wabash	L 54 56	Regis (Colo.)	L 69 105	<b>1965-66 (12-11)</b>		Indiana Central	L 80 86
St. Joseph's	*W 72 69	Evansville	L 57 76	Air Force	L 56 72	Ohio U.	L 71 93	Amherst	W 70 55
Lake Forest	W 88 78	St. Joseph's	L 61 83	St. Joseph's	**W 97 94	Centre	**W 111 104	Worcester Tech	W 70 58
<b>1955-56 (13-8)</b>		Akron	L 63 72	Ball St.	W 75 67	Wabash	L 64 82	Assumption	W 97 83
Earlham	W 89 79	Evansville	L 63 72	Indiana St.	L 69 84	Wheaton	W 91 77	Valparaiso	L 80 87
Ball State	W 87 72	Valparaiso	L 56 71	Butler	L 72 80	Indiana St.	L 75 120	Eastern Illinois	W 68 64
Indiana St.	W 83 72	Butler	L 61 73	Wheaton	W 97 73	Valparaiso	W 80 77	Evansville	L 92 98
St. Joseph's	L 77 80	Ohio Wesleyan	L 58 62	Valparaiso	L 67 76	MIT	W 77 68	St. Joseph's	W 104 82
Evansville	W 81 75	Indiana St.	L 56 65	Wabash	W 93 79	Union (N.Y.)	W 95 55	Butler	L 73 86
Hanover	W 83 77	Washington (Mo.)	W 59 54	<b>1962-63 (5-18)</b>		Hope	W 77 67	Ball St.	W 122 99
Cincinnati	L 58 87	St. Joseph's	L 69 91	Cincinnati	L 39 97	Ball St.	L 77 89	Indiana St.	W 95 69
James Millikin	W 94 81	Ball St.	L 74 86	Indiana Central	L 68 74	St. Joseph's	L 68 79	Valparaiso	W 81 76
Illinois Wesleyan	W 79 75	Indiana St.	L 58 65	Illinois Wesleyan	L 62 68	Lake Forest	W 94 69	Evansville	W 98 85
Butler	L 68 72	Evansville	L 57 78	Wabash	L 66 69	Evansville	L 93 95	St. Joseph's	L 74 91

# DePauw Basketball History

Butler	*W	94	87
Ball St.	W	83	64
Indiana St.	L	71	80
Wabash	W	92	72

### 1969-70 (12-11)

Illinois Wesleyan	W	90	82
Wabash	W	78	71
Transylvania	L	68	86
Centre	W	102	75
Illinois	L	57	91
Millikin	W	88	73
MacMurray	W	87	77
Ball St.	L	85	94
Indiana Central	W	102	97
U. of Buffalo	W	77	70
Marietta	L	83	87
Eastern Illinois	L	60	70
Evansville	%W	82	79
Butler	W	90	89
Ball St.	W	101	84
St. Joseph's	L	75	87
Valparaiso	W	90	80
Evansville	W	104	89
Rose Poly	L	82	89
St. Joseph's	L	78	89
Butler	L	86	111
Valparaiso	L	84	95
Wabash	W	85	69

%Later declared a forfeit loss

### 1970-71 (5-20)

Wabash	L	70	74
Centre	W	79	70
Transylvania	L	67	74
Air Force	L	65	89
Bucknell	L	71	80
Amherst	W	85	77
Wagner	W	96	84
Assumption	L	81	119
Arizona St.	L	73	124
U. of Arizona	L	68	105
U.S. International	L	81	89
Butler	L	82	98
Eastern Illinois	L	66	79
Millikin	L	77	89
Indiana Central	W	90	89
Rose-Hulman	L	77	87
Evansville	L	95	113
St. Joseph's	W	91	90
Valparaiso	L	75	97
Butler	L	75	88
Wheaton	L	90	106
Evansville	L	74	101
St. Joseph's	L	55	72
Valparaiso	L	65	84
Wabash	L	70	74

### 1971-72 (5-19)

Wabash	*W	97	88
Illinois Wesleyan	L	85	99
Centre	W	90	78
Wisconsin	L	69	92
MacMurray	L	71	73
Illinois St.	L	90	118
Dominican College	L	58	80
Hanover	L	71	99
Butler	L	75	78
Marshall	L	76	102
Millikin	*L	91	95
Eastern Illinois	L	86	100
Indiana Central	L	89	101
Franklin	L	80	84
Evansville	L	83	84
St. Joseph's	L	80	111
Valparaiso	L	75	88
Butler	L	76	78
Wheaton	*W	106	99
Evansville	L	70	106
St. Joseph's	L	94	120
Valparaiso	L	61	81
Indiana Central	W	102	96
Wabash	W	103	97

### 1972-73 (8-18)

Wheaton	L	74	87
Illinois Wesleyan	L	58	63
Illinois	L	68	100
Centre	W	95	76
Occidental (Calif.)	L	66	71
Eastern Illinois	L	81	92
Kalamazoo	L	72	74
Hope	W	79	65
Ohio Wesleyan	W	76	57
Evansville	L	79	102
St. Joseph's	*W	93	90
Wabash	L	94	105
MacMurray	W	94	69
Millikin	L	83	102
Evansville	L	68	71
Air Force	L	71	79
Butler	L	58	87
Indiana Central	W	73	60
Valparaiso	L	74	92
Evansville	L	72	98
Franklin	W	84	79
Butler	L	59	62
Indiana Central	L	88	98
St. Joseph's	L	80	110
Wabash	W	89	79
Valparaiso	L	67	79

### 1973-74 (5-20)

Centre	W	81	62
Millikin	W	94	81
Illinois Wesleyan	L	70	90
Rose-Hulman	W	87	58
South Carolina	L	55	102
Wisconsin	L	51	92
West Virginia St.	W	72	66
Capital	L	59	70
Hanover	L	63	80
U. of Denver	L	72	86
Air Force	L	56	79
St. Joseph's	L	72	99
Indiana Central	L	80	81
Eastern Illinois	L	73	87
Evansville	L	61	104
Valparaiso	L	74	82
Wabash	W	99	88
Butler	L	44	53
MacMurray	L	69	78
Evansville	L	70	108
Valparaiso	L	71	110
Wabash	L	73	79
St. Joseph's	L	69	79
Indiana Central	L	71	78
Butler	L	64	76

### 1974-75 (6-19)

Air Force	L	55	71
Illinois	L	53	96
Augsburg (Minn.)	W	75	70
Maryland	L	49	113
Illinois Wesleyan	L	65	82
Juniata	L	58	64
Chicago St.	*W	90	85
Hanover	L	74	82
Centre	W	88	82
Millikin	L	75	97
Butler	L	56	69
Indiana Central	L	68	70
Eastern Illinois	L	68	70
St. Joseph's	L	70	93
Wabash	W	92	85
Valparaiso	L	74	88
Evansville	L	88	109
Indiana Central	L	73	78
St. Joseph's	L	83	92
Rose-Hulman	L	62	78
Wabash	W	79	77
Valparaiso	L	72	78
Evansville	L	60	91
MacMurray	W	76	54
Butler	L	56	79

### 1975-76 (7-17)

Wisconsin	L	63	105
-----------	---	----	-----

Trinity (Texas)	W	99	78
Maryland	L	42	99
MacMurray	W	98	68
Hanover	W	77	60
Rose-Hulman	W	77	73
Otterbein	L	74	86
Dubuque	W	78	67
Bellarmine	L	73	78
Illinois Wesleyan	L	54	80
Millikin	L	61	68
Evansville	L	64	84
Valparaiso	L	65	75
Wabash	*L	76	77
St. Joseph's	*L	72	75
Ind. Central	W	69	62
Butler	W	69	65
Valparaiso	L	64	73
Wabash	L	68	74
St. Joseph's	L	64	72
Indiana Central	L	79	92
Butler	L	52	92
Eastern Illinois	L	45	76
Evansville	L	87	90

### 1976-77 (9-15)

Millikin	L	84	96
Illinois Wesleyan	L	83	96
Bellarmine	W	90	83
Hanover	L	71	75
Kenyon	W	95	81
Wooster	L	68	84
John Carroll	L	79	80
Franklin	L	68	75
St. Edward's	W	88	65
Wabash	L	64	67
Valparaiso	W	78	73
Evansville	L	79	81
Rose-Hulman	L	75	79
Butler	L	74	83
Indiana Central	W	82	65
St. Joseph's	W	116	103
Evansville	L	87	92
MacMurray	W	81	59
Butler	L	63	66
Indiana Central	L	74	75
St. Joseph's	L	68	81
Denison	W	75	69
Valparaiso	L	68	71
Wabash	W	87	82

### 1977-78 (14-12)

Olivet	L	67	71
Wheaton	W	80	79
Illinois Wesleyan	L	65	68
Otterbein	W	79	78
Hanover	W	73	67
MacMurray-cancelled			
Georgia Tech	L	54	94
Otterbein	W	72	70
Indiana Central	W	78	65
Northern Colorado	W	74	70
Colorado St.	L	60	90
Wabash	W	82	73
Millikin	W	76	73
Bellarmine	W	73	72
U. of the South	W	89	68
Indiana Central	W	77	66
Rose-Hulman	W	69	66
Butler	L	72	82
Franklin	L	70	78
Evansville-cancelled			
Valparaiso	W	83	74
Butler	L	69	74
St. Joseph's	L	74	82
Indiana Central	L	87	89
Wabash	W	90	88
St. Joseph's	&D	60	71

### NCAA Tournament

Wooster	L	74	84
Transylvania	L	79	96

&called with 10 minutes left after fight—declared a draw.

### 1978-79 (10-15)

Earlham	W	88	74
Illinois Wesleyan	L	68	75
Otterbein	L	63	71
Hanover	L	67	69
Illinois College	W	94	92
MacMurray	W	73	69
Rose-Hulman	L	66	91
Olivet	W	79	74
Ind. Central	L	83	103
North Park	L	55	83
Lewis	L	71	78
St. Joseph's	W	80	74
Wabash	L	74	89
Rose-Hulman	W	76	59
Indiana Central	L	79	101
Millikin	L	68	78
St. Joseph's	W	79	78
Bellarmine	W	90	84
MacMurray	L	77	83
Evansville	L	59	73
Franklin	L	90	91
Valparaiso	*W	77	75
Butler	L	80	99
Indiana Central	L	69	82
Wabash	*W	89	84

### 1979-80 (16-9)

Illinois Wesleyan	W	76	67
Muskingum	W	49	46
Capital	W	71	68
Hanover	L	69	71
Wabash	W	77	75
Rose-Hulman	W	82	69
Capital	L	83	89
Indiana Central	L	77	89
Capital	L	55	93
MacMurray	W	82	73
Millikin	W	59	58
Franklin	L	70	87
IUPU (Ft. Wayne)	W	108	64
Indiana Central	L	67	84
Butler	L	65	93
Roosevelt	W	100	78
Illinois College	W	83	64
MacMurray	W	84	78
Franklin	W	97	88
IU-Southeast	*W	73	68
IUPU (Ft. Wayne)	W	97	51
IU-Southeast	W	77	75
Rose-Hulman	*L	83	84
Huntington	W	83	74
Wabash	L	87	102

### 1980-81 (5-20)

Wabash	L	95	107
Earlham	W	68	58
Ill. Wesleyan	L	75	88
Millikin	L	65	76
Hanover	L	76	88
Rose-Hulman	L	80	90
Grove City	W	72	71
Ohio Wesleyan	L	82	93
Albion	L	70	74
Huntington	L	58	60
Franklin	L	65	69
Illinois College	L	74	78
IUPU-Ft. Wayne	W	75	71
IU-Southeast	L	68	78
Olivet Nazarene	L	62	65
Roosevelt	L	72	81
Butler	L	60	91
MacMurray	W	82	81
IUPU-Ft. Wayne	L	74	86
Rose-Hulman	L	80	93
Franklin	L	62	77
Indiana Central	L	80	83
IU-Southeast	L	74	81
Oakland City	W	71	70
Wabash	L	59	89

### 1981-82 (12-13)

Wabash	L	62	63
Illinois Wesleyan	L	57	73

Millikin	W	71	57
Hanover	L	57	72
Rose-Hulman	*W	67	65
Centre	W	74	62
Otterbein	L	72	83
Purdue-Calumet	L	64	65
Marian	W	59	47
Huntington	W	59	57
Franklin	W	61	59
IU-Southeast	L	68	83
Olivet Nazarene	W	75	60
Oakland City	L	60	74
Blackburn	L	54	65
MacMurray	L	65	69
Eureka	L	68	79
Franklin	W	69	63
IUPU-Ft. Wayne	W	79	70
IU-Southeast	L	50	55
Marian	W	62	52
Rose-Hulman	L	80	87
IUPU-Ft. Wayne	W	97	72
Washington (Mo.)	W	85	56
Wabash	L	59	69

### 1982-83 (18-7)

Kenyon	W	62	53
Denison	W	62	55
Illinois Wesleyan	W	73	72
Millikin	L	85	93
Hanover</			



# DePauw Basketball History

## NCAA Semifinal/Third-Place

Wis.-Whitewater	L	69	85
Upsala	W	73	67

## 1984-85 (21-7)

Huntington	W	87	72
Illinois Wesleyan	W	77	65
Butler	L	51	72
Taylor	L	48	55
Millikin	W	69	41
Manchester	W	98	61
Knox	W	103	65
Marian	W	81	65
Wheaton	W	60	58
Wittenberg	L	63	69
Manchester	W	85	77
Wabash	W	81	66
Franklin	W	95	57
Marian	W	80	63
Washington (Mo.)	L	59	68
Lindenwood	W	75	37
IUPUI	W	71	60
Hanover	W	69	48
Rose-Hulman	W	79	37
Franklin	*L	42	43
Taylor	W	72	56
Marian	W	62	51
Lindenwood	W	102	48
Washington (Mo.)	W	70	50
Rose-Hulman	W	95	56
Wabash	**W	70	67

## NCAA Great Lakes Regional

Wittenberg	L	62	70
Otterbein	L	78	79

## 1985-86 (26-2)

Manchester	**W	81	79
IU-Southeast	***W	102	101
Butler	L	72	87
Hanover	W	69	50
IUPUI	W	88	63
Illinois Wesleyan	W	60	58
Millikin	W	71	65
MacMurray	W	61	44
Centre	W	94	79
Manchester	W	99	64
Franklin	W	80	67
Taylor	**W	65	61
Wabash	W	87	69
Webster	W	110	63
Washington (Mo.)	W	59	58
IUPUI	W	74	60
Huntington	W	91	44
Marian	W	61	59
Franklin	W	76	57
Taylor	W	71	58
Olivet Nazarene	W	97	72
Marian	W	78	58
Washington (Mo.)	W	76	64
Webster	W	96	42
Rose-Hulman	W	97	68
Wabash	W	63	61

## NCAA Great Lakes Regional

Wittenberg	W	69	55
Otterbein	L	76	82

## 1986-87 (22-6)

Defiance	W	94	63
Anderson	W	88	68
Butler	L	73	81
Hanover	W	75	57
Albion	W	60	58
Millikin	W	88	57
Adrian	W	85	65
North Central	W	81	70
Earlham	W	83	42
Franklin	W	71	59
Taylor	W	54	53
Wabash	W	71	50
Washington (Mo.)	W	80	72
Illinois Wesleyan	W	80	76

IUPUI	L	67	71
Huntington	W	76	51
Marian	W	74	57
Franklin	*W	81	75
Taylor	W	69	62
Manchester	W	82	66
Marian	L	60	64
Rose-Hulman	W	58	55
IUPUI	L	62	73
Washington (Mo.)	L	42	57
Webster	W	84	44
Wabash	W	73	71

## NCAA Midwest Regional

Illinois Wesleyan	L	61	69
Ripon	W	77	66

## 1987-88 (18-8)

Heidelberg	W	68	63
Capital	L	60	64
Butler	L	57	61
Hanover	W	88	72
Earlham	W	85	62
Rose-Hulman	W	74	61
Thomas More	W	87	59
Olivet	W	100	58
Wittenberg	W	66	59
Maine-Presque Isle	W	102	63
Franklin	W	95	69
Taylor	W	63	58
Wabash	W	88	61
Anderson	L	54	57
IUPUI	W	89	62
Taylor	L	57	67
Franklin	W	80	61
Millikin	L	65	67
Manchester	W	80	57
Webster	W	102	47
Illinois Wesleyan	L	79	85
Washington (Mo.)	W	64	53
IUPUI	L	91	94
Anderson	W	64	62
Huntington	W	81	70
Wabash	L	63	82

## 1988-89 (18-8)

Maryville (Mo.)	W	78	50
Washington (Mo.)	L	61	67
Indianapolis	W	82	78
Earlham	W	66	55
Millikin	L	73	74
Taylor	L	60	66
Illinois Wesleyan	W	76	63
Illinois Benedictine	W	77	67
Kalamazoo	W	71	69
Thomas More	W	83	65
IUPUI	L	79	85
Taylor	W	78	68
Centre	W	56	55
Franklin	L	59	66
Manchester	W	65	60
Wabash	L	73	75
Hanover	W	71	54
IUPUI	W	81	69
Anderson	W	71	62
Franklin	W	71	55
Manchester	W	82	61
Hanover	W	81	56
Rose-Hulman	L	57	69
Anderson	L	59	60
Huntington	W	77	40
Wabash	W	67	54

## 1989-90 (24-7)

Northern Kentucky	L	78	82
Oakland (Mich.)	L	49	69
Illinois Wesleyan	L	59	65
Earlham	W	70	53
Centre	W	64	57
Indianapolis	*W	82	76
Millikin	L	67	72
IU-Kokomo	W	121	39
Brescia	W	89	59

Marian	W	80	61
Thomas More	W	78	68
Illinois Wesleyan	W	67	65
Rose-Hulman	W	57	55
Franklin	L	74	82
Anderson	W	89	66
Manchester	W	76	68
Taylor	L	64	69
Hanover	W	66	54
Wabash	W	65	60
Franklin	W	69	63
Rose-Hulman	W	64	53
Manchester	W	62	55
Anderson	W	89	57
Hanover	W	73	68
Taylor	W	53	49
Wabash	W	95	63

## NCAA Second Round

Monmouth	W	71	69
----------	---	----	----

## NCAA Midwest-West Sectional

St. Thomas	**W	75	69
Illinois Wesleyan	W	68	65

## NCAA Semifinal/Championship

Calvin	W	82	79
Rochester	L	42	43

## 1990-91 (19-8)

Washington (Mo.)	W	73	61
Fontbonne	W	96	47
Rockford	W	74	48
Centre	*L	78	81
Indianapolis	L	64	65
Millikin	W	74	70
Earlham	W	69	62
Webster	W	95	56
Marian	W	74	56
Kalamazoo	W	86	77
IUPUI	%L	71	74
Rose-Hulman	L	57	58
Franklin	W	88	75
Anderson	W	91	58
Manchester	W	73	44
Taylor	L	47	70
Hanover	W	64	48
Wabash	W	74	59
Franklin	L	83	91
Rose-Hulman	W	65	53
Manchester	W	69	47
Anderson	W	74	62
Hanover	W	72	64
Taylor	L	50	60
Illinois Wesleyan	W	89	75
Wabash	W	71	54

## NCAA Second Round

Illinois Benedictine	L	72	76
----------------------	---	----	----

%Later declared a forfeit w/o

## 1991-92 (20-7)

Washington (Mo.)	W	86	63
Centre	W	65	44
Miami U.	L	44	66
Indianapolis	L	53	57
Earlham	W	62	37
Webster	W	112	77
Aurora	W	76	59
Marian	W	70	56
Thomas More	W	77	68
Illinois Wesleyan	L	60	63
Purdue-Calumet	W	77	50
Rockford	W	68	54
Taylor	W	62	56
Hanover	W	63	61
Rose-Hulman	W	64	53
Franklin	*L	87	89
Anderson	W	71	56
Manchester	W	59	53
Wabash	W	57	52
Hanover	W	55	52

Taylor	L	44	63
Franklin	L	62	74
Rose-Hulman	W	50	45
Anderson	W	79	51
Manchester	W	75	62
Wabash	W	78	62

## NCAA First Round

Elmhurst	L	49	56
----------	---	----	----

## 1992-93 (19-7)

Washington (Mo.)	W	69	68
Ill. Wesleyan	*L	81	86
Purdue-Calumet	W	75	62
Webster	W	79	50
Centre	L	69	81
Earlham	W	89	50
Millikin	W	75	58
Principia	W	71	51
Marian	W	70	54
Hanover	W	56	51
Taylor	W	61	51
Rockford	W	83	63
Rose-Hulman	L	47	70
Franklin	W	84	62
Anderson	W	77	65
Manchester	W	70	64
Wabash	W	70	57
Hanover	L	67	76
Fontbonne	W	93	37
Franklin	W	63	61
Rose-Hulman	*W	70	67
Manchester	L	49	51
Anderson	W	103	72
at Wabash	W	81	57
Wabash	L	62	66

## NCAA First Round

Augustana	L	66	79
-----------	---	----	----

## 1993-94 (18-9)

Illinois Wesleyan	W	70	64
Washington (Mo.)	W	76	68
Chicago	W	79	64
Centre	W	78	63
Millikin	L	69	71
Webster	W	62	50
Butler	L	54	74
Elmhurst	L	47	68
U. of the South	W	95	57
Kalamazoo	W	65	63
Earlham	W	88	34
Anderson	*W	69	59
Manchester	L	58	68
Rockford	W	107	64
Hanover	L	55	73
Rose-Hulman	W	77	61
Franklin	W	65	62
Wabash	W	87	69
Manchester	L	65	67
Anderson	L	56	66
Hanover	W	79	43
Franklin	W	70	76
Rose-Hulman	L	60	78
Wabash	W	70	48
Rose-Hulman	W	85	68
Hanover	W</		

# DePauw Basketball History

Aquinas	L	67	71
Oberlin	W	80	50
Anderson	*W	73	70
Manchester	L	55	58
Thomas More	W	89	70
Hanover	L	44	84
Rose-Hulman	*L	55	58
Franklin	L	61	83
Wabash	W	71	68
Manchester	L	60	80
Anderson	W	74	60
Hanover	L	41	69
Franklin	W	86	74
Rose-Hulman	L	53	61
Wabash	W	75	59
Anderson	W	80	58
Manchester	L	57	73

## 1995-96 (17-9)

Washington (Mo.)	*L	73	76
Nebraska Wesleyan	L	61	65
Thomas More	W	75	65
Millikin	W	69	65
Webster	W	63	46
Illinois Benedictine	W	80	72
Rockford	W	99	49
Albion	W	74	55
Indiana-Northwest	W	90	30
Marian	W	65	48
Ohio Northern	*W	81	77
Colorado Coll.	W	85	72
Rose-Hulman	L	57	65
Anderson	W	66	64
Manchester	W	66	42
Wabash	L	67	73
Hanover	L	53	60
Franklin	L	65	82
Rose-Hulman	W	60	45
Anderson	W	81	64
Wabash	W	62	61
Manchester	L	58	72
Franklin	W	79	74
Hanover	L	49	75
Franklin	W	67	57
Manchester	L	53	58

## 1996-97 (12-13)

Illinois Wesleyan	L	62	82
Washington (Mo.)	*L	84	90
Albion	L	52	69
Millikin	L	78	81
U. of Chicago	L	48	62
Indiana U.-East	W	93	41
Bluffton	W	61	49
Thomas More	W	74	62
Kalamazoo	W	71	50
Carnegie Mellon	W	61	49
North Park	W	75	55
Purdue-N. Central	W	97	42
Rose-Hulman	W	41	39
Anderson	W	78	67
Manchester	L	60	70
Wabash	L	64	67
Hanover	W	57	56
Franklin	L	58	60
Rose-Hulman	L	57	70
Anderson	W	59	51
Wabash	L	63	74
Manchester	W	48	45
Franklin	L	53	67
Hanover	L	56	57
Manchester	L	60	67

## 1997-98 (12-13)

Centre	W	66	65
Illinois Wesleyan	W	72	71
North Park	W	86	79
Franklin	L	45	60
Albion at Franklin	W	57	49
Purdue N. Central	W	82	45
Concordia (Ill.)	W	100	58
Indiana Wesleyan	W	62	47
SCAD	W	65	60

Elmira	W	82	60
Drew	W	79	64
High Point	L	55	58
Rose-Hulman	L	52	70
Anderson	W	74	52
Hanover	*W	69	65
Manchester	L	50	65
Wabash	L	65	82
Franklin	L	53	70
Hanover	L	49	57
Rose-Hulman	L	67	72
Anderson	L	83	92
Wabash	L	53	67
Manchester	L	49	71
Thomas More	L	62	80
Franklin	L	76	89

## 1998-99 (15-10)

Defiance	L	80	95
Oberlin	W	94	45
Webster	W	83	75
Wabash	L	81	87
Oglethorpe	L	78	90
Millsaps	L	66	68
Indiana Wesleyan	W	82	66
Concordia (Ill.)	W	74	57
Indiana-Northwest	W	120	39
Sewanee	W	69	63
Centre	W	66	65
Rhodes	L	59	76
Hendrix	W	69	65
Trinity	L	53	56
Southwestern	W	82	69
Rose-Hulman	L	50	56
Sewanee	L	61	67
Centre	L	50	55
Rhodes	W	82	66
Hendrix	W	79	61
Trinity	*L	70	74
Southwestern	W	62	58
Rose-Hulman	W	72	69
Oglethorpe	W	77	63
Millsaps	W	88	74

## 1999-00 (17-8)

Alfred	W	66	45
Wooster	L	61	64
Wabash	W	64	63
Webster	W	78	63
Millsaps	W	84	65
Oglethorpe	W	77	55
Judson	W	90	81
Manchester	W	84	72
Earlham	W	68	61
Centre	W	56	48
Sewanee	L	58	64
Hendrix	W	68	67
Rhodes	W	86	55
Southwestern	W	64	60
Trinity	L	73	78
Rose-Hulman	L	58	62
Centre	W	70	50
Sewanee	W	76	59
Hendrix	L	63	67
Rhodes	*L	70	81
Southwestern	W	78	68
Trinity	L	72	85
Rose-Hulman	W	60	52
Millsaps	W	70	67
Oglethorpe	L	64	85

## 2000-01 (19-6)

Bowdoin	W	80	65
Chicago	L	81	84
Manchester	W	68	67
Wabash	W	78	63
Sewanee	W	80	67
Centre	L	49	56
Earlham	W	77	61
Franklin	W	86	84
Rhodes	W	59	47
Hendrix	W	87	57
Oglethorpe	L	69	70

Millsaps	L	66	68
Trinity	W	73	49
Southwestern	W	76	51
Rose-Hulman	L	56	60
Oberlin	W	77	60
Rhodes	W	73	61
Hendrix	W	83	58
Oglethorpe	W	74	50
Millsaps	L	63	72
Trinity	W	70	58
Southwestern	W	69	55
Rose-Hulman	W	71	61
Sewanee	W	72	57
Centre	W	99	79

## 2001-02 (24-4)

Sav. Art & Design	W	94	76
Transylvania	W	88	84
Oberlin	W	90	62
Wabash	W	78	66
Centre	W	83	68
Sewanee	W	80	61
Chicago	W	72	52
Hendrix	W	81	68
Rhodes	W	78	74
Millsaps	W	75	60
Oglethorpe	W	97	62
Earlham	*L	101	106
Southwestern	W	85	77
Trinity	L	56	66
Rose-Hulman	W	71	67
Hendrix	W	102	63
Rhodes	W	78	67
Millsaps	L	66	71
Oglethorpe	W	99	71
Judson	W	94	80
Southwestern	W	81	54
Trinity	W	68	66
Rose-Hulman	W	65	57
Centre	W	88	79
Sewanee	W	87	70

## NCAA Second Round

Wittenberg	W	89	76
------------	---	----	----

## NCAA Round of 16

Washington (Mo.)	W	90	87
------------------	---	----	----

## NCAA Quarterfinal

Otterbein	L	79	87
-----------	---	----	----

## 2002-03 (18-8)

Illinois Wesleyan	L	64	77
Purdue-Calumet	L	46	62
Wabash	W	73	62
Indiana-Southeast	W	90	77
Franklin	W	68	59
Grace	L	58	64
Albion	L	64	82
Loras	L	69	80
W. Connecticut	W	85	70
Rhodes	W	97	68
Hendrix	W	73	56
Earlham	W	62	53
Rose-Hulman	W	83	50
Trinity	W	77	51
Southwestern	L	86	90
Sewanee	W	86	67
Centre	W	76	61
Oglethorpe	W	78	68
Millsaps	W	71	65
Rhodes	W	101	81
Hendrix	W	98	63
Rose-Hulman	W	63	52
Trinity	L	60	76
Southwestern	W	67	63
Rhodes	W	74	64
Centre	L	74	88

## 2003-04 (16-10)

Lakeland	W	79	77
Wis.-Whitewater	L	68	82
Earlham	L	61	68

Wabash	W	85	63
Wabash	W	71	46
Albion	W	73	68
IU-Northwest	W	98	39
Wis.-Platteville	L	50	59
Barat	W	84	71
Lakeland	W	56	48
Maryville (Mo.)	L	67	70
Rose-Hulman	L	56	71
Hendrix	W	78	70
Rhodes	W	98	79
Centre	L	46	63
Sewanee	W	72	68
Millsaps	W	72	57
Oglethorpe	W	94	62
Rose-Hulman	L	67	72
Southwestern	L	54	70
Trinity	W	68	64
Hendrix	W	71	60
Rhodes	W	68	66
Centre	L	61	55
Sewanee	W	77	66
Southwestern	*L	84	88

## 2004-05 (12-13)

Randolph-Macon	W	74	72
Illinois Wesleyan	L	48	67
Wisconsin Lutheran	W	85	82
Albion	L	64	75
Wabash	W	63	60
Maryville (Mo.)	W	76	75
Rose-Hulman	L	60	69
Kalamazoo	L	76	81
Emory	W	85	77
Williams	L	71	78
Earlham	W	79	65
Oglethorpe	W	75	53
Millsaps	W	65	63
Trinity	L	65	73
Southwestern	W	74	71
Rhodes	W	81	56
Hendrix	W	74	60
Sewanee	L	51	70
Centre	L	68	73
Rose-Hulman	L	66	74
Oglethorpe	L	51	62
Millsaps	L	64	67
Trinity	L	50	58
Southwestern	W	88	79
Southwestern	L	57	70

## 2005-06 (15-13)

Ohio Northern	L	66	74
Albion	L	70	78
D'Youville	W	111	66
Manchester	*W	88	83
Wabash	L	57	68
Hendrix	L	85	92
Rhodes	W	63	60
Ill. Inst. of Tech.	W	104	79
Earlham	*L	87	90
Northwestern	L	36	69
Kalamazoo	W	88	65
Transylvania	L	72	76
Rose-Hulman	L	52	69
Centre	*L	88	90
Sewanee	W	100	81
Millsaps	L	83	89
Oglethorpe	W	92	77
Southwestern	L	70	73
Trinity	W	70	64
Hendrix	W	87	79
Rhodes	W	110	88
Centre	*L	89	76
Sewanee	W	95	86
Rose-Hulman	W	78	65
Rose-Hulman	W	76	54
Rhodes	W	74	54
Centre	W	64	61

## NCAA First Round

Wis.-Whitewater	L	68	76
-----------------	---	----	----

## 2006-07 (22-6)

Earlham	W	85	80
Chicago	L	71	79
Judson	W	88	84
Ohio Wesleyan	W	85	79
Wabash	W	92	82
Centre	W	73	67
Maryville (Mo.)	W	68	50
Illinois Tech	W	84	63
Kenyon	W	53	52
U. Of Dallas	W	104	78
Hamilton	*L	77	85
Sewanee	L	70	77
Oglethorpe	W	76	70
Hendrix	W	75	62
Austin	W	70	71
Rose-Hulman	W	58	43
Trinity	W	66	51
Southwestern	W	59	51
Rhodes	W	78	65
Millsaps	W	76	74
Centre	L	41	73
Hendrix	*W	77	72
Austin	W	63	58
Sewanee	W	94	82
Oglethorpe	W	90	71
Sewanee	W	84	72
Trinity	L	72	77

## NCAA First Round

Whitworth	*L	59	62
-----------	----	----	----

## 2007-08 (19-7)

Illinois Tech	W	89</
---------------	---	------

## DePauw vs. Opponents

Opponent.....	W	L	Opponent.....	W	L	Opponent.....	W	L	Opponent.....	W	L
Adrian .....	1	0	D'Youville.....	1	0	Maine-Presque Isle.....	1	0	Thomas More .....	7	1
Air Force.....	0	6	Earlham .....	70	22	Manchester.....	28	14	Transylvania .....	1	4
Akron .....	0	2	Eastern Illinois.....	1	7	Mankato.....	0	1	Tri-State .....	1	1
Albion .....	6	5	Elmhurst.....	0	3	Marian.....	18	2	Trinity (Texas).....	9	10
Alfred .....	1	0	Elmira.....	1	0	Marietta.....	0	1	Tulane.....	0	1
Amherst.....	2	0	Em Roes.....	3	1	Marquette .....	4	1	U.S. International.....	0	1
Anderson.....	21	5	Emory.....	1	0	Marshall.....	0	2	UCLA.....	0	3
Anderson YMCA.....	1	0	Eureka.....	1	1	Maryland.....	0	2	Union (N.Y.).....	1	0
Aquinas.....	0	1	Evansville .....	21	51	Maryville (Mo.).....	5	1	Upsala.....	1	0
Arizona State.....	0	1	Fontbonne.....	2	0	Merchants Heat and Light.....	1	0	USC.....	0	1
Arizona, U. of.....	0	1	Fordham .....	0	1	Miami U.....	7	5	Valparaiso .....	18	33
Arkansas State.....	0	1	Fort Knox.....	4	0	Michigan Aggies.....	5	1	Vanderbilt .....	1	0
Armour Tech.....	1	1	Franklin.....	64	49	Millikin.....	15	17	Villanova.....	0	1
Army.....	0	2	Gannon.....	0	1	Millsaps.....	9	6	Vincennes.....	2	0
Assumption.....	1	1	Georgetown.....	1	1	MIT.....	1	0	*Wabash.....	112	75
AU Stars.....	1	0	Georgia Tech.....	1	1	Monmouth.....	1	0	Wagner.....	1	0
Augsburg.....	1	0	Gettysburg.....	1	0	Mount St. Joseph.....	1	0	Wake Forest.....	1	0
Augustana (Ill.).....	0	1	Grace.....	0	1	Muskingum.....	1	0	Washington U.....	17	9
Aurora.....	1	0	Great Lakes Aviation.....	1	0	NAGU.....	1	0	Webster.....	12	0
Austin.....	3	0	Great Lakes Naval Training.....	0	5	Naval Training V-5.....	1	1	Western Connecticut.....	1	0
Baker.....	0	1	Grove City.....	1	0	Navy.....	0	1	West Virginia St.....	1	0
Ball State.....	34	36	Hamilton.....	0	1	Nebraska Wesleyan.....	0	1	Western Illinois.....	1	0
Barat.....	1	0	Hanover.....	45	25	North Central.....	1	0	Western Reserve.....	2	0
Battery A.....	0	1	Harvard.....	0	1	North Park.....	2	1	Western State (Mich.).....	1	0
Bellarmino.....	3	1	Heidelberg.....	2	0	Northern Colorado.....	1	0	Westminster (Mo.).....	1	0
Beloit.....	6	2	Hendrix.....	16	2	Northern Kentucky.....	0	1	Wheaton.....	13	8
Birmingham-Southern.....	1	1	High Point.....	0	1	Northwestern.....	2	3	Whitworth.....	0	1
Blackburn.....	1	1	Holy Cross.....	0	1	Notre Dame.....	10	1	William Jewell.....	0	1
Bluffton.....	1	0	Hoosier Athletic.....	2	0	Oakland (Mich.).....	0	1	Williams.....	0	1
Boston U.....	1	0	Hope.....	4	0	Oakland City.....	4	1	Wilmington.....	5	0
Bowdoin.....	1	0	Huntington.....	10	2	Oberlin.....	6	0	*Wisconsin.....	0	10
Bradley Tech.....	1	0	Illinois Benedictine.....	2	1	Occidental.....	0	1	Wisconsin Lutheran.....	1	0
Brescia.....	1	0	Illinois College.....	2	1	Oglethorpe.....	12	6	Wisconsin-Platteville.....	0	1
Bucknell.....	0	2	Illinois State.....	3	2	Ohio U.....	2	2	Wisconsin-Whitewater.....	0	3
Buffalo, U. of.....	1	0	Illinois Tech.....	5	0	Ohio Northern.....	1	1	Wittenberg.....	6	3
Butler.....	32	90	Illinois Wesleyan.....	23	29	Ohio Wesleyan.....	7	3	Wooster.....	0	3
California Western.....	1	0	Illinois, U. of.....	2	8	Olivet College.....	2	1	WPI.....	1	0
Calvin.....	1	0	Indiana.....	8	30	Olivet Nazarene.....	3	1			
Camp Atterbury.....	0	2	Indiana Dental.....	5	1	Otterbein.....	2	6			
Canterbury.....	8	0	Indiana Northwest.....	3	0	Penn State.....	0	1			
Capital.....	2	4	Indiana State.....	40	30	Peru Naval Aviation.....	1	0			
Carleton.....	1	2	Indiana Wesleyan.....	2	0	Principia.....	1	0			
Carnegie Mellon.....	1	0	Indianapolis, U. of.....	19	22	Purdue.....	4	16			
Carnegie Tech.....	2	0	Iowa, U. of.....	0	4	Purdue-Calumet.....	2	3			
Carroll College.....	2	2	IU-East.....	1	0	Purdue-North Central.....	2	0			
Case Western Reserve.....	2	0	IU-Kokomo.....	1	0	Randolph-Macon.....	1	0			
Centenary.....	1	2	IU-PU Ft. Wayne.....	5	1	Regis.....	0	1			
Central (KY).....	0	1	IU-Southeast.....	4	4	Rhodes.....	20	2			
Central College.....	1	0	IUPUI.....	5	6	Ripon.....	1	1			
Central Normal Teachers.....	8	0	Jacksonville.....	0	1	Rochester.....	0	1			
Centre.....	26	13	John Carroll.....	0	1	Rockford.....	6	0			
Charleston.....	1	0	Judson.....	3	0	Roosevelt U.....	1	1			
Chicago State.....	1	0	Juniata.....	0	1	Rose-Hulman.....	52	41			
Chicago, U. of.....	10	5	Kalamazoo.....	8	2	Savannah Art & Design.....	2	0			
Cincinnati.....	5	4	Kentucky Wesleyan.....	0	1	Sewanee.....	17	4			
Colgate.....	0	1	Kentucky, U. of.....	3	1	South Carolina.....	0	1			
Colorado College.....	2	0	Kenyon.....	5	0	South Dakota St.....	0	1			
Colorado State.....	0	2	Knox.....	3	0	Southwestern (Kan.).....	1	0			
Concordia.....	6	0	Lake Forest.....	8	4	Southwestern (Tex.).....	13	5			
Cornell College.....	1	0	Lakeland.....	2	0	Springfield (Mo.).....	0	1			
Dallas, U. of.....	1	0	Lawrence College.....	2	1	St. Edwards.....	1	0			
Defiance.....	1	1	Lemoyne-Owen.....	1	0	St. Joseph's.....	23	29			
Denison.....	10	3	Lewis.....	0	1	St. Louis.....	1	0			
Denver.....	0	1	Lindenwood.....	2	0	St. Mary's.....	0	1			
Detroit.....	2	0	Lombard.....	1	1	St. Thomas (Minn.).....	1	0			
Dominican College.....	0	1	Loras.....	0	1	Stetson.....	0	1			
Drew.....	1	0	Louisville.....	1	1	Susquehanna.....	1	0			
Drury.....	0	2	Louisville YMCA.....	0	1	Swarthmore.....	1	0			
Dubuque University.....	1	0	MacMurray.....	14	4	Taylor.....	11	7			

Rhodes previously known as Southwest-ern of Memphis

\*Records with Wabash and Wisconsin also include one tie each





## The Lilly Physical Education and Recreation Center

The \$7.2 million Lilly Physical Education and Recreation Center was dedicated in April of 1982. The Center is named in memory of Eli Lilly, Josiah K. Lilly and Josiah K. Lilly Jr., great-grandfather, grandfather and father, respectively, of Ms. Ruth Lilly of Indianapolis, the Center's main benefactor.

Upon completion, the Lilly Center was one of the finest and most complete recreation and sports facilities among all small colleges and universities in the United States. The center includes a 25-yard by 25-meter pool with 10 lanes, six racquetball courts, complete locker room facilities, class and conference rooms.

An addition to the Center in 1990 was a hardwood floor in the fieldhouse and auxiliary gymnasium. Truly a multipurpose facility, the Center often is the site of several intercollegiate activities occurring simultaneously. In 1997 the weight room underwent an extensive renovation and addition which made it one of the finest fitness centers at any small college in the nation.

The main section of the Center is the Raymond "Gaumey" Neal Fieldhouse, named in honor of the coach of DePauw's undefeated, untied and unscored upon 1933 football team. The fieldhouse includes a 2,800-seat basketball and volleyball arena and three multipurpose courts which can accommodate volleyball, tennis, badminton, soccer and many other sports.

Nearly \$3 million of the funds for the Lilly Center were raised by the members of the 1933 football team, exclusively through donations made by the surviving members.

Since the first basketball game was played in the Neal Fieldhouse on February 13, 1982, DePauw's men's teams have compiled a 267-50 record for an .842 winning percentage in the building.

Included in that record was a 61-game home court win streak which set an NCAA Division III record at the time. The streak began on January 15, 1983, and was snapped by IUPUI on February 19, 1987, by a 73-62 score. The all-time win streak record is 62 games and is held by North Park College.

### DePauw's All-Time Lilly Center Record

Year	W	L	Pct.
1981-82	2	2	.500
1982-83	10	1	.909
1983-84	15	0	1.000
1984-85	13	0	1.000
1985-86	14	0	1.000
1986-87	11	1	.917
1987-88	13	0	1.000
1988-89	9	5	.643
1989-90	12	1	.923
1990-91	12	2	.857
1991-92	12	2	.846
1992-93	12	1	.923
1993-94	10	3	.769
1994-95	10	4	.714
1995-96	8	1	.889
1996-97	7	4	.636
1997-98	5	5	.500
1998-99	10	2	.833
1999-00	9	2	.819
2000-01	9	1	.900
2001-02	12	1	.923
2002-03	7	2	.778
2003-04	8	3	.727
2004-05	9	3	.750
2005-06	8	2	.800
2006-07	12	0	1.000
2007-08	8	2	.800
<b>Totals</b>	<b>267</b>	<b>50</b>	<b>.842</b>



The Tigers have won over 84 percent of their games at the Neal Fieldhouse including this one in the 2002 NCAA second round against Wittenberg. (photo: Marilyn Culler)



## DePauw's Postseason Honors

### Academic All-America

- 1971-72 Gary Pittenger, second team  
Rocky Bowers, second team  
1974-75 Rick Huser, third team  
Joe LeFevre, honorable mention  
1985-86 Phil Wendel, second team  
1986-87 David Galle, first team  
David Greiwe, first team all-district  
Mike Connor, honorable mention all-district  
1994-95 Jason Kreag, first team all-district  
2001-02 Joe Nixon, second team

### NCAA Postgraduate Scholarship

- 1968-69 Tom McCormick  
1969-70 Dick Tharp  
1971-72 Steve Overman  
1972-73 Gary Pittenger  
1985-86 Phil Wendel

### All-America

- 1960-61 Dale Anderson, UPI Small College honorable mention  
1963-64 Jim Callane, UPI Small College honorable mention  
1964-65 Morgan Everson, UPI Small College honorable mention  
1968-69 Tom McCormick, College Division second team  
1983-84 Dave Hathaway, NABC, third team  
1985-86 Phil Wendel, NABC, second team  
1986-87 David Galle, NABC, first team  
Associated Press first team  
*Basketball Times* first team  
1989-90 Brett Crist, *Basketball Gazette* honorable mention  
1990-91 Brett Crist, *Basketball Gazette*  
1991-92 Brett Hecko, *Basketball Gazette*  
1993-94 Zach Phelps, *Basketball Gazette* honorable mention  
2001-02 Mike Howland, NABC, second team

### Coach of the Year

- 1967-68 Elmer McCall, Indiana Collegiate Conference  
1989-90 Royce Waltman, Indiana Collegiate Athletic Conference  
2001-02 Bill Fenlon, Southern Collegiate Athletic Conference

### Player of the Year

- 1968-69 Tom McCormick, Indiana Collegiate Conference  
1989-90 Brett Crist, Indiana Collegiate Athletic Conference  
1991-92 Brett Hecko, Indiana Collegiate Athletic Conference  
1993-94 Zach Phelps, Indiana Collegiate Athletic Conference  
2001-02 Mike Howland, Southern Collegiate Athletic Conference  
2002-03 Joe Ringger, Southern Collegiate Athletic Conference

### All-Indiana Collegiate Conference

- 1953-54: Gene Loercher  
1954-55: Bob Schrier, F, first team  
1955-56: Bob Schrier, F, first team; John Bunnell, honorable mention  
1956-57: Bob Schrier, F, first team  
1957-58: Bing Davis, first team; John Bunnell, honorable mention  
1958-59: Bing Davis, second team  
1959-60: Dale Anderson, second team  
1960-61: Dale Anderson, first team; Herb Spier, second team; Jim Zerface, honorable mention  
1961-62: Herb Spier, second team; Larry Leas, honorable mention; Jim Zerface, honorable mention  
1962-63: Ron Zalewski, first team

- 1963-64: Jim Callane, second team  
1964-65: Stan Bahler, second team  
1965-66: Jack Hogan, second team; Stan Bahler, honorable mention  
1966-67: Tom McGurk, second team; Jim Jackson, second team  
1967-68: Tom McCormick, first team; Tom McGurk, second team  
1968-69: Tom McCormick, first team; Dave Browning, honorable mention  
1969-70: Dick Tharp, second team; Larry Downs, second team  
1970-71: Larry Johnson, first team; Dan Williams, honorable mention  
1971-72: Gary Pittenger, second team  
1972-73: Gary Pittenger, second team; Joe LeFevre, second team  
1973-74: John Chin, third team  
1974-75: Steve McCabe, second team  
1975-76: Bill Caskey, second team  
1976-77: Mike Luegers, first team; Jeff Halgren, second team

### All-Indiana Collegiate Athletic Conference (first team and all-academic)

- 1988-89: Brett Crist, Tim Frey  
1989-90: Brett Crist, Brett Hecko  
1990-91: Brad Brownell, Brett Crist, Brett Hecko  
1991-92: Brett Hecko, Todd Seifferlein  
1992-93: Todd Seifferlein, Travis Nelson (all-academic)  
1993-94: Zach Phelps  
1994-95: Ryan Hooker, Matt Gorrell (all-academic), Eric Hewing (all-academic), Jason Kreag (all-academic), Ryan Miller (all-academic)  
1995-96: Ryan Hooker, Matt Gorrell (all-academic), Jason Kreag (all-academic), Ryan Miller (all-academic), Craig Stewart (all-academic)  
1996-97: Ryan Hooker, Matt Gorrell (all-academic), Jason Kreag (all-academic), Ryan Miller (all-academic), Craig Stewart (all-academic)  
1997-98: Craig Stewart (all-academic)

### All-Southern Collegiate Athletic Conference (first team and academic honor roll)

- 1998-99: Dave Gifford (academic), Joe Nixon (academic), Brad Stevens (academic)  
1999-00: Joe Nixon (first team), Dave Gifford (academic), Justin Payne (academic)  
2000-01: Joe Nixon (first team and academic), Joe Ringger (academic)  
2001-02: Tyler Harrell (academic), Mike Howland (first team), Matt Kleymeyer (academic), Joe Nixon (first team and academic), Joe Ringger (first team), Wes Thornhill (academic)  
2002-03: Jeremy Bettis (first team), John Gergely (academic), Matt Kleymeyer (academic), Joe Ringger (first team), Wes Thornhill (academic)  
2003-04: Todd Capes (academic), Gerrit Conover (academic), Aaron Drake (academic), Matt McDonald (academic)  
2004-05: Austin Brown (academic), Adam Dunn (academic), Joey Hanger (academic), Matt McDonald (academic), Brian Oilar (academic), Reid Sakel (academic), Stephen Schott (academic), Cody Schoemaker (academic), Ryan Werntz (academic)  
2005-06: Austin Brown (academic), Todd Capes (academic), Timothy Crouch (academic), Adam Dunn (academic), Matthew McDonald (academic), Brian Oilar (academic), Reid Sakel (academic), Stephen Schott (academic), Alexander Stewart (academic), Ryan Werntz (academic)  
2006-07: Austin Brown (first team and academic), Adam Dunn (academic), Matt Gold (academic), Matt McDonald (academic), Brian Oilar (academic), Reid Sakel (academic), Stephen Schott (academic), Ryan Werntz (academic)  
2007-08: Matt Gold (academic), Steve Lemasters (academic), Mike Moore (first team), Brian Oilar (academic), Stephen Schott (academic)



## Southern Collegiate Athletic Conference

The Southern Collegiate Athletic Conference (SCAC) was founded and began operation in September 1962 as the College Athletic Conference (CAC) with four charter members of Centre College, Southwestern at Memphis (now known as Rhodes College), Sewanee: The University of the South, and Washington & Lee University of Lexington, Virginia. Later in 1962, Washington University in St. Louis, Missouri, became the fifth member.

Membership remained unchanged until 1972 when Washington University in St. Louis left. Washington & Lee University also left the conference in 1973. Principia College of Elmhurst, Illinois, maintained membership from 1974-85 and Rose-Hulman Institute of Technology of Terre Haute, Indiana, from 1975-89. Additionally, Illinois College of Jacksonville, Illinois, was a member from 1980-83; Earlham College of Richmond, Indiana, from 1984-89; and Fisk University of Nashville, Tennessee, from 1983-94.

But the conference began to stabilize with its membership and structure in late 1980s and early 1990s. Millsaps College of Jackson, Mississippi, and Trinity University of San Antonio, Texas, joined in 1989. Then, with the addition of Oglethorpe Uni-

### CURRENT MEMBERSHIP

School	Location	First Year
Austin College Kangaroos	Sherman, Texas	2006
Birmingham-Southern College Panthers	Birmingham, Ala.	2007
Centre College Colonels	Danville, Ky.	1962
Colorado College Tigers	Colorado Springs, Colo.	2006
DePauw University Tigers	Greencastle, Ind.	1997
Hendrix College Warriors	Conway, Ark.	1991
Millsaps College Majors	Jackson, Miss.	1988
Oglethorpe University Stormy Petrels	Atlanta, Ga.	1991
Rhodes College Lynx	Memphis, Tenn.	1962
Sewanee: University of the South Tigers	Sewanee, Tenn.	1962
Southwestern University Pirates	Georgetown, Texas	1993
Trinity University Tigers	San Antonio, Texas	1988

versity of Atlanta, Georgia, in 1991, the conference restructured and renamed itself the Southern Collegiate Athletic Conference. It also hired its first full-time commissioner in Steve Argo and established a conference office in metropolitan Atlanta.

With the addition of Hendrix College in 1992, the SCAC grew to eight members. Following the departure of Fisk University in 1994, Southwestern University of Georgetown, Texas, joined the SCAC to maintain eight members. The SCAC then added its ninth and 10th members in 1998 with DePauw University of Greencastle, Indiana, and welcomed back Rose-Hulman after a nine-year absence.

Recent growth has included the addition of Austin College of Sherman, Texas, and Colorado College of Colorado Springs, Colo., in 2006. Birmingham-Southern College joined last year as the 12th member.

The SCAC and its member institutions are committed to maintaining high academic standards. The member institutions are committed to the principle that a quality college athletics program is beneficial to the well-being of an institution in that it benefits the entire campus community as well as the student-athletes.

With 11 of 12 member institutions maintaining Phi Beta Kappa chapters on their campuses, the SCAC boasts some of the most prestigious colleges and universities in the nation. SCAC schools are also consistently ranked among the top colleges and universities in the nation by national publications.

The SCAC sponsors championships in 19 sports, including 10 for women and nine for men. The SCAC currently sponsors men's and women's cross country, field hockey, men's and women's soccer, football, women's volleyball, men's and women's basketball, men's and women's swimming & diving, baseball, softball, men's and women's tennis, men's and women's outdoor track & field, and men's and women's golf.

Conference post-season championships are conducted in cross country, basketball, swimming & diving and volleyball. All spring championships are hosted at the Spring Sports Festival, which has been held since the conference's inception during the 1962-63 academic year. The first Festival was held in 1963 at Washington & Lee University and has been continued without interruption since that year.

A bell donated by the Norfolk & Western Railway was adopted as the SCAC's President's Trophy and is maintained by the conference member that wins the annual all-sports competition, honoring the school's athletics program that totals the most points in their men's and women's program. DePauw won the President Trophy each of the last three years and in four of 10 years overall.

### 2007-08 Final SCAC

#### Men's Basketball Standings

EAST School	SCAC			Overall		
	W	L	Pct.	W	L	Pct.
Centre	14	0	1.000	26	3	.897
DePauw	10	4	.714	19	7	.731
Oglethorpe	10	4	.714	16	10	.615
Rhodes	5	9	.357	11	15	.423
Sewanee	1	13	.071	7	18	.280
Birmingham-So.	0	0	.000	13	12	.520

WEST School	SCAC			Overall		
	W	L	Pct.	W	L	Pct.
Millsaps	13	2	.867	28	4	.875
Trinity	9	6	.600	18	9	.667
Hendrix	6	9	.400	14	12	.538
Austin	6	9	.400	9	17	.346
Southwestern	6	9	.400	11	14	.440
Colorado Col.	0	15	.000	0	24	.000

(Final standings determined by SCAC tournament finish)

#### SCAC CHAMPIONSHIP at CONWAY, ARK.

##### Quarterfinals

- #1E Centre 67, #4W Austin 53
- #2W Trinity 82, #3E DePauw 77 (2 ot)
- #1W Millsaps 86, #4E Rhodes 57
- #3W Hendrix 67, #2E Oglethorpe 58

##### Semifinals

- Centre 70, Trinity 57
- Millsaps 73, Hendrix 68

##### Championship

- Millsaps 69, Centre 60

#### ALL-TOURNAMENT TEAM

- Edrick Montgomery, Millsaps (MVP)
- Rodney Rogan, Millsaps
- Chris Sanders, Millsaps
- Matt Nestheide, Centre
- Cal Rose, Hendrix

#### PLAYER OF THE YEAR

Thomas Britt, Centre

#### NEWCOMER OF THE YEAR

Todd Ward, Oglethorpe

#### DEFENSIVE PLAYER OF THE YEAR

Charles Houston, Trinity

#### COACH OF THE YEAR

Greg Mason, Centre

#### ALL-SCAC FIRST TEAM

- Thomas Britt, Centre
- Edrick Montgomery, Millsaps
- Mike Moore, DePauw
- Andrew King, Hendrix
- Matt Nestheide, Centre

#### ALL-SCAC SECOND TEAM

- Stephen Schott, DePauw
- Cory Smith, Rhodes
- Lorenzo Bailey, Millsaps
- Ahmad Kareem Shaheed, Oglethorpe
- Ben Pursell, Sewanee

#### ALL-SCAC THIRD TEAM

- Rodney Rogan, Millsaps
- Kola Alade, Austin
- B.J. Moon, Trinity
- T.C. Thomason, Centre
- Brian Oilar, DePauw

#### ALL-SCAC HONORABLE MENTION

- Aaron Parr, Birmingham-Southern
- Danny Noll, Centre
- Lance Jacobs, Colorado College
- Cal Rose, Hendrix
- Todd Ward, Oglethorpe
- Craig Jackson, Oglethorpe
- Gary Grizzle, Sewanee
- Matt Caplan, Southwestern
- Charles Houston, Trinity



## 2007-08 SCAC Team Statistics

### Scoring Offense

Team	G	Pts.	Avg.
Millsaps	32	2479	77.5
Oglethorpe	26	1979	76.1
DePauw	26	1940	74.6
Centre	29	2143	73.9
Rhodes	26	1912	73.5
Hendrix	26	1857	71.4
Birmingham-So.	25	1756	70.2
Trinity	27	1813	67.1
Sewanee	25	1655	66.2
Colorado College	24	1509	62.9
Southwestern	25	1567	62.7
Austin College	26	1612	62.0

### Scoring Defense

Team	G	Pts.	Avg.
Trinity	27	1672	61.9
Centre	29	1818	62.7
Southwestern	25	1639	65.6
DePauw	26	1726	66.4
Millsaps	32	2153	67.3
Birmingham-Southern	25	1705	68.2
Austin College	26	1777	68.3
Hendrix	26	1864	71.7
Sewanee	25	1806	72.2
Oglethorpe	26	1952	75.1
Rhodes	26	2017	77.6
Colorado College	24	1887	78.6

### Scoring Margin

Team	Off.	Def.	Mar.
Centre	73.9	62.7	+11.2
Millsaps	77.5	67.3	+10.2
DePauw	74.6	66.4	+8.2
Trinity	67.1	61.9	+5.2
Birmingham-Southern	70.2	68.2	+2.0
Oglethorpe	76.1	75.1	+1.0
Hendrix	71.4	71.7	-0.3
Southwestern	62.7	65.6	-2.9
Rhodes	73.5	77.6	-4.0
Sewanee	66.2	72.2	-6.0
Austin College	62.0	68.3	-6.3
Colorado College	62.9	78.6	-15.8

### Field Goal Percentage

Team	FG	FGA	Pct.
DePauw	685	1450	.472
Centre	736	1575	.467
Birmingham-Southern	623	1344	.464
Millsaps	907	2055	.441
Trinity	642	1459	.440
Oglethorpe	715	1651	.433
Hendrix	594	1408	.422
Sewanee	560	1353	.414
Rhodes	633	1531	.413
Southwestern	525	1298	.404
Austin College	562	1431	.393
Colorado College	485	1285	.377

### Field Goal Percentage Defense

Team	FG	FGA	Pct.
Trinity	557	1418	.393
Southwestern	544	1352	.402
Centre	669	1641	.408
Millsaps	727	1706	.426
Hendrix	659	1546	.426
Rhodes	694	1608	.432
DePauw	624	1438	.434
Birmingham-Southern	589	1353	.435
Austin College	594	1358	.437
Oglethorpe	704	1563	.450
Sewanee	668	1467	.455
Colorado College	655	1415	.463

### Three-Point Field Goal Percentage

Team	3FG	3FGA	Pct.
DePauw	231	584	.396
Birmingham-Southern	187	497	.376
Centre	246	666	.369
Millsaps	272	765	.356
Trinity	146	412	.354
Rhodes	183	531	.345
Sewanee	192	577	.333
Southwestern	174	528	.330
Hendrix	134	411	.326
Austin College	165	508	.325
Oglethorpe	171	550	.311
Colorado College	150	511	.294

### Three-Point Field Goal Percentage Defense

Team	3FG	3FGA	Pct.
Hendrix	140	470	.298
Millsaps	207	649	.319
Centre	162	507	.320
DePauw	135	410	.329
Birmingham-Southern	159	478	.333
Oglethorpe	188	561	.335
Trinity	203	605	.336
Sewanee	166	482	.344
Southwestern	167	483	.346
Rhodes	197	554	.356
Austin College	180	484	.372
Colorado College	202	533	.379

### Free Throw Percentage

Team	FT	FTA	Pct.
Colorado College	389	502	.775
Centre	425	578	.735
DePauw	339	474	.715
Rhodes	463	648	.715
Hendrix	535	763	.701
Austin College	323	469	.689
Millsaps	393	577	.681
Sewanee	343	509	.674
Oglethorpe	378	561	.674
Trinity	383	570	.672
Southwestern	343	525	.653
Birmingham-Southern	323	497	.650

### Rebound Margin

Team	Own	Opp	Diff.
Trinity	36.6	31.4	+5.1
Hendrix	36.2	31.5	+4.7
DePauw	34.3	30.8	+3.6
Oglethorpe	37.7	36.6	+1.1
Centre	34.7	33.7	+1.0
Birmingham-Southern	32.9	32.7	+0.2
Sewanee	35.1	35.8	-0.7
Rhodes	35.3	36.2	-0.9
Millsaps	35.0	36.0	-1.0
Southwestern	34.0	36.3	-2.4
Austin College	31.5	34.7	-3.2
Colorado College	30.3	38.8	-8.5

### Steals

Team	G	Stl.	Avg.
Millsaps	32	333	10.4
Oglethorpe	26	245	9.4
Southwestern	25	214	8.6
Birmingham-Southern	25	200	8.0
Centre	29	225	7.8
Trinity	27	183	6.8
Sewanee	25	163	6.5
Colorado College	24	149	6.2
Rhodes	26	157	6.0
Austin College	26	153	5.9
DePauw	26	143	5.5
Hendrix	26	138	5.3

### Turnover Margin

Team	Avg	Opp.	Diff.
Millsaps	12.3	19.3	+6.9
Oglethorpe	15.2	16.7	+1.5
Centre	12.8	14.0	+1.2
Austin College	13.3	14.4	+1.1
Trinity	14.8	15.9	+1.1
Birmingham-Southern	16.2	16.4	+0.2
DePauw	13.3	13.0	-0.3
Southwestern	17.2	16.6	-0.6
Rhodes	13.3	12.2	-1.1
Sewanee	16.3	14.0	-2.3
Colorado College	16.0	13.2	-2.8
Hendrix	16.2	12.2	-4.0

### Assists/Turnover Ratio

Team	Ast.	TO	A/TO
Millsaps	17.4	12.3	1.41
Centre	13.0	12.8	1.02
DePauw	13.0	13.3	0.97
Oglethorpe	13.1	15.2	0.86
Rhodes	11.5	13.3	0.86
Austin College	11.1	13.3	0.83
Southwestern	13.2	17.2	0.77
Sewanee	12.4	16.3	0.76
Birmingham-Southern	12.0	16.2	0.74
Trinity	10.3	14.8	0.70
Hendrix	10.9	16.2	0.67
Colorado College	9.3	16.0	0.58

## 2007-08 SCAC Individual Statistics

### Scoring

Player, Team	G	FG	3FG	FT	Pts.	Avg.
Andrew King, Hendrix	26	171	0	142	484	18.6
Cory Smith, Rhodes	26	142	29	158	471	18.1
Kola Alade, Austin	26	156	37	114	463	17.8
Mike Moore, DePauw	26	150	66	83	449	17.3
Edrick Montgomery, Millsaps	31	210	0	108	528	17.0
Ben Pursell, Sewanee	25	139	1	135	414	16.6
Lance Jacobs, Colorado Col.	23	100	39	104	343	14.9
Thomas Britt, Centre	29	130	60	102	422	14.6
Stephen Schott, DePauw	26	134	0	105	373	14.3
Jared Hoskins, Rhodes	24	102	60	75	339	14.1

### Field Goal Percentage (Min. 3 made per game)

Player, Team	G	FG	FGA	Pct.
Ahmad Kareem Shaheed, Oglethorpe	26	134	246	.545
Stephen Schott, DePauw	26	134	249	.538
Brian Oilar, DePauw	26	129	241	.535
Ben Pursell, Sewanee	25	139	268	.519
Luke Calderera, Trinity	27	84	162	.519
Andrew King, Hendrix	26	171	339	.504
Thomas Britt, Centre	29	130	258	.504
Edrick Montgomery, Millsaps	31	210	420	.500
Matt Nestheide, Centre	29	113	228	.496
Danny Noll, Centre	29	134	274	.489

### Three-Point Percentage (Min. 1.5 made per game)

Player, Team	G	3FG	3FGA	Pct.
Wil Gilmore, Birmingham-So.	25	29	64	.453
Thomas Britt, Centre	29	60	133	.451
Aaron Parr, Birmingham-So.	25	52	125	.416
Daniel Hudson, Birmingham-So.	25	43	104	.413
Mike Moore, DePauw	26	66	163	.405
Chris Sanders, Millsaps	31	40	100	.400
Brian Oilar, DePauw	26	34	86	.395
Patrick Robinson, Trinity	27	34	86	.395
Ryan Werntz, DePauw	26	56	142	.394
Steve Lemasters, DePauw	26	46	117	.393

### Three-Point Field Goals Made Per Game

Player, Team	G	3FG	Avg.
Bradley Pierson, Sewanee	25	68	2.72
Cal Rose, Hendrix	25	65	2.60
Lorenzo Bailey, Millsaps	32	82	2.56
Mike Moore, DePauw	26	66	2.54
Jared Hoskins, Rhodes	24	60	2.50
Nate Brodman, Colorado Col.	20	47	2.35
Craig Jackson, Oglethorpe	26	58	2.23
Ryan Werntz, DePauw	26	56	2.15
Aaron Parr, Birmingham-So.	25	52	2.08
Thomas Britt, Centre	29	60	2.07

### Free Throw Percentage (Min. 2.0 made per game)

Player, Team	G	FT	FTA	Pct.
Lance Jacobs, Colorado Col.	23	104	119	.874
Cal Rose, Hendrix	25	78	93	.839
Thomas Britt, Centre	29	102	122	.836
Daniel Hudson, Birmingham-So.	25	55	67	.821
Bradley Pierson, Sewanee	25	54	66	.818

Kola Alade, Austin	26	114	141	.809
Joe Kennedy, Oglethorpe	26	57	71	.803
Aaron Parr, Birmingham-So.	25	73	92	.793
Matt Nestheide, Centre	29	88	111	.793
Nate Brodman, Colorado Col.	20	40	51	.784

### Rebounding

Player, Team	G	Off.	Def.	Tot.	Avg.
Andrew King, Hendrix	26	107	175	282	10.8
Ben Pursell, Sewanee	25	70	173	243	9.7
Edrick Montgomery, Millsaps	31	84	204	288	9.3
Brian Oilar, DePauw	26	52	160	212	8.2
Stephen Schott, DePauw	26	43	157	200	7.7
Ahmad Kareem Shaheed, Oglethorpe	26	53	141	194	7.5
Justin Long, Rhodes	26	47	141	188	7.2
Brady Ohlsen, Colorado Col.	24	63	105	168	7.0
Charles Houston, Trinity	24	62	102	164	6.8
Reid Hamilton, Rhodes	26	46	119	165	6.3

### Assists

Player, Team	G	Ast.	Avg.
Mike Moore, DePauw	26	168	6.46
Matt Nestheide, Centre	29	118	4.07
Casey Berry, Sewanee	25	99	3.96
Chad Songy, Millsaps	32	126	3.94
Rodney Rogan, Millsaps	30	93	3.10
Allen Odum, Millsaps	27	80	2.96
Janson Hightower, Hendrix	26	77	2.96
Kola Alade, Austin	26	75	2.88
Joe Kennedy, Oglethorpe	26	73	2.81
B.J. Moon, Trinity	27	74	2.74

### Blocked Shots

Player, Team	G	Blk.	Avg.
Spencer Burke, Austin	26	62	2.38
Edrick Montgomery, Millsaps	31	60	1.94
Ben Pursell, Sewanee	25	37	1.48
Rob Bledsoe, Rhodes	24	33	1.38
David Gray, DePauw	26	29	1.12
Jonathan Lewis, Trinity	27	24	0.89
Ahmad Kareem Shaheed, Oglethorpe	26	23	0.88
Brady Ohlsen, Colorado Col.	24	21	0.88
Andrew McDonald, Southwestern	25	20	0.80
T.C. Thomason, Centre	29	20	0.69

### Steals

Player, Team	G	Stl.	Avg.
Charles Houston, Trinity	24	46	1.92
Alex Richey, Oglethorpe	26	47	1.81
Chris Sanders, Millsaps	31	56	1.81
Casey Berry, Sewanee	25	42	1.68
Lorenzo Bailey, Millsaps	32	50	1.56
Ben Schleif, Southwestern	25	39	1.56
Mike Moore, DePauw	26	40	1.54
Daniel Hudson, Birmingham-So.	25	38	1.52
Gary Grizzle, Sewanee	25	38	1.52
Edrick Montgomery, Millsaps	31	46	1.48